

ภาคผนวก จ

เอกสารสอบเทียบเครื่องมือที่ใช้ในการตรวจวิเคราะห์

รายการเครื่องมือหลักประจำห้องปฏิบัติการวิเคราะห์ สำหรับตรวจวิเคราะห์คุณภาพสิ่งแวดล้อม

No.	Instrument/Equipment	Parameter	Manufacturer	Model/Serial No.	Calibrator	Certification No.	Date of Calibration	Due date of Calibration*	Remark
Laboratory Instrument/Equipments.(คุณภาพอากาศ)									
1	Analytical Balance (Readability 0.1 mg)	ฝุ่นละออง (Particulate) ฝุ่นละอองรวม (TSP)	Mettler-Toledo	MS204TS/00 C252436235	National Food Institute, Ministry of Industry, Thailand	2402420-003-01	19 Apr 24	18 Apr 25	-
2	Analytical Balance (Readability 0.1 mg)	ฝุ่นละอองขนาดเล็กกว่า 10 ไมครอน (PM-10) ฝุ่นละอองขนาดเล็กกว่า 2.5 ไมครอน (PM-2.5)	Mettler-Toledo	AB204-S/FACT / B108115858	National Food Institute, Ministry of Industry, Thailand	2402420-001-01	19 Apr 24	18 Apr 25	-
3	Analytical Balance (Readability 0.001 mg)	ฝุ่นขนาดที่เข้าถึงและสะสมในถุงลมปอดได้	Mettler-Toledo	XP6 / B322373893	National Food Institute, Ministry of Industry, Thailand	2402420-002-01	19 Apr 24	18 Apr 25	-
4	UV-VIS Spectrophotometer	ก๊าซออกไซด์ของไนโตรเจน (NOx as NO ₂)	Agilent Technologies	Cary60 G6860A / MY15410009	DQE Services Co.,Ltd.	SP24-018	9 May 24	8 May 25	-
Equipment for Water Quality Analysis									
5	pH Meter	ความเป็นกรด-ด่าง อุณหภูมิ	Mettler-Toledo	Seven Easy S20 / 1231155210	National Food Institute, Ministry of Industry, Thailand	2401718-001-01	11 Mar 24	10 Mar 25	-
6	Conductivity Meter	ความเค็ม ความนำไฟฟ้า	SI Analytics	Lab955 / 16300356	DKSH (Thailand) Ltd.	C24240057	11 Mar 24	10 Mar 25	-
7	Analytical Balance (Readability 0.01 mg)	ของแข็งแขวนลอย ของแข็งละลายทั้งหมด	Mettler-Toledo	XSR205DU / C210685394	National Food Institute, Ministry of Industry, Thailand	2402283-002-01	2 Apr 24	1 Apr 25	-
8	Hot Air Oven		Memmert	UF55 / B216.1666	National Food Institute, Ministry of Industry, Thailand	2500116-001-01	8 Oct 24	7 Oct 25	-

รายการเครื่องมือหลักประจำห้องปฏิบัติการวิเคราะห์ สำหรับตรวจวิเคราะห์คุณภาพสิ่งแวดล้อม

No.	Instrument/Equipment	Parameter	Manufacturer	Model/Serial No.	Calibrator	Certification No.	Date of Calibration	Due date of Calibration*	Remark
9	Analytical Balance (Readability 0.1 mg)	น้ำมันและไขมัน	Mettler-Toledo	AB-204S/FACT / 1129361010	Technology Promotion Association (Thailand-Japan)	24MM292	11 May 24	10 May 25	-
10	UV-VIS Spectrophotometer	ฟอสฟอรัสทั้งหมด, ไนโตรเจนทั้งหมด, ไนเตรท-ไนโตรเจน	Agilent Technologies	Cary60 G6860A / MY15410009	DQE Services Co.,Ltd.	SP24-018	7 May 24	6 May 25	-
11	BOD Incubator	บีโอดี	Arco	UC4-1320 / (UAE.WAO.015/2561)	Technology Promotion Association (Thailand-Japan)	24TM303	10 Feb 24	9 Feb 25	-
12	DO Meter		YSI	5100 / 11B101863	Technology Promotion Association (Thailand-Japan)	24TW39	21 Feb 24	20 Feb 25	-
13	COD Reactor (Heating Block)	ซีโอดี	Hanna	HI839800 / 1147807	Hanna Instruments (Thailand) Ltd.	HIT-2417-0568	25 Apr 24	24 Apr 25	-
14	Digestor Unit	ทีเคเอ็น	FOSS TECATOR	DT2520 / 91794469	National Food Institute, Ministry of Industry, Thailand	2402957-001-01	23 May 24	22 May 25	-
15	Distillation Unit (Kjeldahl Method)		FOSS TECATOR	KT200 / 91790524	FOSS South East Asia	9810	9 Feb 24	7 Feb 25	-
16	Atomic Absorption Spectrophotometer (AAS)	สารหนู, ทองแดง, ตะกั่ว, นิกเกิล, แคดเมียม, แมงกานีส, โครเมียม, เหล็ก	Perkin Elmer	PinAAcle 900F / PFBS20031902	Perkin Elmer Co.,Ltd.	Preventive Maintenance Report	14 May 24	13 May 25	
17	Inductively Coupled Plasma (ICP)		Agilent Technologies	System ID:G8015A G8015AA / MY18030001	Agilent Technologies (Thailand) Co.,Ltd.	Preventive Maintenance Checklist	4 Nov 24	3 Nov 25	

รายการเครื่องมือหลักประจำห้องปฏิบัติการวิเคราะห์ สำหรับตรวจวิเคราะห์คุณภาพสิ่งแวดล้อม

No.	Instrument/Equipment	Parameter	Manufacturer	Model/Serial No.	Calibrator	Certification No.	Date of Calibration	Due date of Calibration*	Remark
18	Cold Vapor Atomic (CVAAS)	ปรอท	Nippon Instrument Corporation	RA-4500 / 17780278	Coax Group Corporation Ltd.	Preventive Maintenance Report	9 Jul 24	8 Jul 25	-
19	Incubator	พีคัลโคลิฟอร์มแบคทีเรีย โคลิฟอร์มแบคทีเรีย	Binder	KB400 / 20200000015535	Technology Promotion Association (Thailand-Japan)	24TM647	1 Apr 24	31 Mar 25	-
20	Incubator		Memmert	IPP 260 / V616.0066	Technology Promotion Association (Thailand-Japan)	24TM650	2 Apr 24	1 Apr 25	-
21	Water Bath		Memmert	WNE 14 / L416.0606	Technology Promotion Association (Thailand-Japan)	24TM29	10 Feb 24	8 Feb 25	-
22	Water Bath		Memmert	WNE 14 / L416.0612	Technology Promotion Association (Thailand-Japan)	24TM30	10 Feb 24	8 Feb 25	-
23	Auto Clave		ALP	CL-40L / 807298	National Food Institute, Ministry of Industry, Thailand	2403982-001-01	7 Aug 24	6 Aug 25	-
24	Auto Clave		ALP	CL-40L / 808763	National Food Institute, Ministry of Industry, Thailand	2402281-001-01	2 Apr 24	1 Apr 25	-
25	Analytical Balance		OHAUS	PX623 / C236754745	DKSH (Thailand) Ltd.	C01234158	7 Dec 23	6 Dec 24	-

รายการเครื่องมือหลักประจำห้องปฏิบัติการวิเคราะห์ สำหรับตรวจวิเคราะห์คุณภาพสิ่งแวดล้อม

No.	Instrument/Equipment	Parameter	Manufacturer	Model/Serial No.	Calibrator	Certification No.	Date of Calibration	Due date of Calibration*	Remark
Stack									
1	Pre-Test Console	Total Suspended Particulate	Apex Instruments, USA.	XC-572-V A2003277	Envi Equipment Service Co., Ltd.	E24-040046	30 Apr 24	29 Apr 25	-
2	Flue gas Analyzer	Sulphur Dioxide Oxide of Nitrogen as Nitrogen Dioxide	Testo AG	Testo 350 63373169/0322	Entech Industrial Sulation Co., Ltd.	G 670378	7 Jun 24	6 Jul 25	-
Ambient									
1	Orifice Transfer Standard Calibrator	Total Suspended Particulate (TSP) Particulate Matter < 10 µm (PM ₁₀)	Andersen Instruments, Inc.	G25A 1901	Jiranatee Associates Co., Ltd.	COF-002-66	14 Jul 23	13 Jul 25	-
2	U-Tube Manometer	Total Suspended Particulate (TSP) Particulate Matter < 10 µm (PM ₁₀)	Dwyer	1221-36-W/M -	Technology Promotion Association (Thailand-Japan)	24P1251	11 Apr 24	10 Apr 25	-
3	Air Flow Meter	Particular Matter (PM _{2.5})	Mesa Labs	DeltaCal DC1 159822	Innovative Instrument Co.,Ltd.	24-AFM-192	23 Sep 24	22 Sep 25	-
4	Aneroid Barometer	Total Suspended Particulate (TSP) Particulate Matter < 10 µm (PM ₁₀) Particular Matter (PM _{2.5})	Barigo, Germany	-	Technology Promotion Association (Thailand-Japan)	24P1369	22 Apr 24	21 Apr 25	-
5	Dial Thermo-Hygrometer	Total Suspended Particulate (TSP) Particulate Matter < 10 µm (PM ₁₀) Particular Matter (PM _{2.5})	Barigo, Germany	-	Technology Promotion Association (Thailand-Japan)	24H753	10 Apr 24	9 Apr 25	-

รายการเครื่องมือหลักประจำห้องปฏิบัติการวิเคราะห์ สำหรับตรวจวิเคราะห์คุณภาพสิ่งแวดล้อม

No.	Instrument/Equipment	Parameter	Manufacturer	Model/Serial No.	Calibrator	Certification No.	Date of Calibration	Due date of Calibration*	Remark
Ambient									
6	Nitrogen Dioxide Analyzer	Nitrogen Dioxide	Thermo Scientific	42i CM22387039	UAE Consultant Co.,Ltd.	07112023	7 Nov 23	6 Nov 24	-
7	Nitrogen Dioxide Analyzer	Nitrogen Dioxide	Thermo Scientific	42i CM22387040	UAE Consultant Co.,Ltd.	07112023	7 Nov 23	6 Nov 24	-
8	Nitrogen Dioxide Analyzer	Nitrogen Dioxide	Thermo Environmental Instrument	42C 42C-67174-356	UAE Consultant Co.,Ltd.	01112023	1 Nov 23	31 Oct 24	-
9	Nitrogen Dioxide Analyzer	Nitrogen Dioxide	Thermo Scientific	42i CM22387039	UAE Consultant Co.,Ltd.	07112023	7 Nov 23	6 Nov 24	-
10	Standard Gases (Mixture)	Nitrogen Dioxide	Airgas	EB0162121 2016PSIG	Airgas an Air Liquide company	E05NI91E15A0014	6 Jun 23	6 Jun 31	-
11	Sulphur Dioxide Analyzer	Sulphur Dioxide	Thermo Scientific	43i CM22387066	UAE Consultant Co.,Ltd.	03112023	3 Nov 23	2 Nov 24	-
12	Sulphur Dioxide Analyzer	Sulphur Dioxide	Thermo Scientific	43i 1200906875	UAE Consultant Co.,Ltd.	03112023	3 Nov 23	2 Nov 24	-

รายการเครื่องมือหลักประจำห้องปฏิบัติการวิเคราะห์ สำหรับตรวจวิเคราะห์คุณภาพสิ่งแวดล้อม

No.	Instrument/Equipment	Parameter	Manufacturer	Model/Serial No.	Calibrator	Certification No.	Date of Calibration	Due date of Calibration*	Remark
Ambient									
13	Sulphur Dioxide Analyzer	Sulphur Dioxide	Thermo Scientific	43i 1200906876	UAE Consultant Co.,Ltd.	09112023	9 Nov 23	8 Nov 24	-
14	Sulphur Dioxide Analyzer	Sulphur Dioxide	Thermo Scientific	43i 1201778115	UAE Consultant Co.,Ltd.	09112023	9 Nov 23	8 Nov 24	-
15	Standard Gases (Mixture)	Nitrogen Dioxide	Airgas	EB0162121 2016PSIG	Airgas an Air Liquide company	E05NI91E15A0014	6 Jun 23	6 Jun 31	-
16	Wind Speed/Wind Direction	WS/WD	Scarlet Tech Ltd.	WL-21 2301DR0024	Thai Meteorological Department	096/24	22 Feb 24	21 Feb 25	-
13	Sound Level Calibrator (Acoustic Calibrator)	Calibrate Sound Level Meter	Svantek	SV36 107224	Innovative Instrument Co.,Ltd.	24-ACT-091	26 Jun 24	25 Jun 25	-
16	Sound Level Meter	L _{Aeq} 1 hours, L _{Aeq} 24 hrs, L _{Amax} , L _{A90} , ระดับเสียงรบกวน	Larson Davis	LxT1 0007308	Electrical And Electronics Institute Foundation For Industrial Development	CP20240322EA	22 Aug 24	21 Aug 25	-
17	Sound Level Meter	L _{Aeq} 1 hours, L _{Aeq} 24 hrs, L _{Amax} , L _{A90} , ระดับเสียงรบกวน	Larson Davis	LxT1 0007309	Electrical And Electronics Institute Foundation For Industrial Development	CP202340287EA	2 Aug 24	1 Aug 25	-
18	Sound Level Meter	L _{Aeq} 1 hours, L _{Aeq} 24 hrs, L _{Amax} , L _{A90} , ระดับเสียงรบกวน	Larson Davis	LxT1 0007310	Electrical And Electronics Institute Foundation For Industrial Development	CP20240289EA	5 Aug 24	4 Aug 25	-

รายการเครื่องมือหลักประจำห้องปฏิบัติการวิเคราะห์ สำหรับตรวจวิเคราะห์คุณภาพสิ่งแวดล้อม

No.	Instrument/Equipment	Parameter	Manufacturer	Model/Serial No.	Calibrator	Certification No.	Date of Calibration	Due date of Calibration*	Remark
Water									
1	pH Meter	pH	Horiba	LAQUA-PH210 HA1M0036	Technology Promotion Association (Thailand-Japan)	24CH240	20 Feb 24	19 Feb 25	-
2	DO Meter	DO	Horiba	LAQUA-DO210 HE1L0034	Technology Promotion Association (Thailand-Japan)	24TW37	20 Feb 24	19 Feb 25	-
3	Conductivity Meter	Conductivity	Horiba	LAQUA-PH210 HC9L0014	Technology Promotion Association (Thailand-Japan)	24CH233	20 Feb 24	19 Feb 25	-

Calibration Certificate

Certificate No.: 2402420-003-01
Client name: UNITED ANALYST AND ENGINEERING CONSULTANT CO., LTD.
Address: 3 Soi Udomsuk 41, Sukhumvit Road,
Bangchack, Prakhonong, Bangkok 10260

Page 1 of 3

Equipment: Electronic Balance
Manufacturer: METTLER TOLEDO
Model: MS204TS/00
Serial No.: C252436235
ID No.: UAE.AIR.023/2566
Order No.: 2402420
Operation No.: 2402420-003
Date of Receipt: 19 April 2024
Date of Calibration: 19 April 2024

Calibrated by Mr.Pheraphat Tuanjit
Scientist

Approved by 
(Miss Preeyaporn Jaengkarnkit)

Vice President, Department of Laboratory Services
Responsible for the Technical Management Team

Date of Issue: 23 April 2024

The uncertainties are for a confidence probability of approximately 95%

This Certificate is issued in accordance with the conditions of accreditation granted by the Thai Laboratory Accreditation Scheme which has assessed the measurement capability of the laboratory and its traceability to recognized national standards and to the units of measurement realized at the corresponding national standards laboratory. This certificate may not be reproduced other than in full except with the prior written approval of the National Food Institute.

F-CS-009 Revision: 01 Date: 20-04-65



Calibration Report

Certificate No.: 2402420-003-01

Equipment:

Electronic Balance

Manufacturer: METTLER TOLEDO

Model: MS204TS/00

Resolution: 0.0001 g

Serial No.: C252436235

ID No.: UAE.AIR.023/2566

Capacity: 220 g

Date of Calibration: 19 April 2024

Page 2 of 3

Environment Condition: Ambient Temperature: 21.7 ± 1.5 °C Relative Humidity: 65 ± 6.7 %

Place of Calibration: Room 206 Balance Room 2, UNITED ANALYST AND ENGINEERING CONSULTANT CO., LTD.

Condition of Equipment: Good Condition

Condition of This Results of Calibration:

1. Calibration Method: NFI Method W-MA-001 In-House Method based on UKAS Lab 14 : 2019

2. Reference Standards:

Reference Standard	Model	Serial No.	Calibrated By	Certificate No.	Due Date
Standard Weight Class E2	1-500mg	15880	TCS	M2311181S	28 November 2024
Standard Weight Class E2	1-500g	15882	TCS	M2311182S	28 November 2024

Instrument	Model	Serial No.	Calibrated By	Certificate No.	Due Date
Thermo-Hygro Meter	608-H1	NFI.BTH 019/23	Quality Reborn	QR24-0492	4 March 2025

3. This certification is traceable to SI UNIT

4. This certificate was certified only for the instrument we calibrated.

5. This result of calibration was found accurate as shown on date and place of calibration only.

Calibration Results:

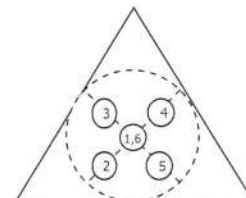
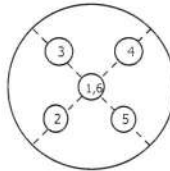
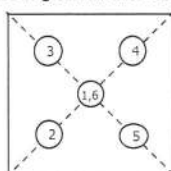
1. Repeatability of Reading:

Nominal Value (g)	Standard Deviation of Reading (g)
100	0.000074
200	0.000074

2. Off-Center Error:

A mass of 100 g was placed and moved to various position on pan.

The balance reading obtained is given in the table.



1	2	3	4	5	6	(Maximum Difference)
(g)	(g)	(g)	(g)	(g)	(g)	(g)
100.0005	100.0006	100.0003	100.0006	100.0003	100.0005	0.0002

P. Jaenghaewit
23 April 2024



Calibration Report

Certificate No.: 2402420-003-01

Equipment:

Electronic Balance

Manufacturer: METTLER TOLEDO

Model: MS204TS/00

Resolution: 0.0001 g

Serial No.: C252436235

ID No.: UAE.AIR.023/2566

Capacity: 220 g

Date of Calibration: 19 April 2024

Page 3 of 3

Calibration Results: (Continued)

Calibration Range: 0-200 g

Calibration Adjustment: Internal Calibration

3. Departure from Nominal Value:

Nominal Value (g)	Standard Value (g)	Average Reading (g)	Correction (g)	Uncertainty (± g)	Coverage Factor <i>k</i>
Unload	0.00000	0.0000	0.0000	0.000094	2.00
0.1	0.10000	0.1000	0.0000	0.000094	2.00
1	0.99998	1.0000	0.0000	0.000097	2.00
5	4.99997	5.0000	0.0000	0.000096	2.00
10	10.00002	10.0000	0.0000	0.00012	2.00
20	20.00003	20.0001	-0.0001	0.00014	2.00
50	49.99998	50.0003	-0.0003	0.00012	2.00
70	70.00000	70.0005	-0.0005	0.00017	2.00
100	99.99997	100.0006	-0.0006	0.00017	2.00
150	149.99994	150.0012	-0.0013	0.00022	2.00
200	200.00001	200.0015	-0.0015	0.00028	2.00

P. Jongsakul
23 April 2024

The reported uncertainty of measurement was based on a standard uncertainty multiplied by a coverage factor *k*, providing a level of confidence of approximately 95 %.

----- End -----

F-CS-012 Revision: 01 Date: 20-04-65



Calibration Certificate

Certificate No.: 2402420-001-01
Client name: UNITED ANALYST AND ENGINEERING CONSULTANT CO., LTD.
Address: 3 Soi Udomsuk 41, Sukhumvit Road,
Bangchack, Prakhnong, Bangkok 10260

Page 1 of 3

Equipment: Electronic Balance
Manufacturer: METTLER TOLEDO
Model: AB204-S/FACT
Serial No.: B108115858
ID No.: UAE.AIR.016/2555
Order No.: 2402420
Operation No.: 2402420-001
Date of Receipt: 19 April 2024
Date of Calibration: 19 April 2024

Calibrated by Mr.Pheraphat Tuanjit
Scientist

Approved by 
(Miss Preeyaporn Jaengkarnkit)
Vice President, Department of Laboratory Services
Responsible for the Technical Management Team

Date of Issue: 23 April 2024

The uncertainties are for a confidence probability of approximately 95%

This Certificate is issued in accordance with the conditions of accreditation granted by the Thai Laboratory Accreditation Scheme which has assessed the measurement capability of the laboratory and its traceability to recognized national standards and to the units of measurement realized at the corresponding national standards laboratory. This certificate may not be reproduced other than in full except with the prior written approval of the National Food Institute.

F-CS-009 Revision: 01 Date: 20-04-65



Calibration Report

Certificate No.: 2402420-001-01

Equipment:

Electronic Balance

Manufacturer: METTLER TOLEDO

Model: AB204-S/FACT

Resolution: 0.0001 g

Serial No.: B108115858

ID No.: UAE.AIR.016/2555

Capacity: 220 g

Date of Calibration: 19 April 2024

Page 2 of 3

Environment Condition: Ambient Temperature: 22.1 ± 0.6 °C Relative Humidity: 49 ± 1.9 %

Place of Calibration: Room 206 Balance Room 2, UNITED ANALYST AND ENGINEERING CONSULTANT CO., LTD.

Condition of Equipment: Good Condition

Condition of This Results of Calibration:

1. Calibration Method: NFI Method W-MA-001 In-House Method based on UKAS Lab 14 : 2019

2. Reference Standards:

Reference Standard	Model	Serial No.	Calibrated By	Certificate No.	Due Date
Standard Weight Class E2	1-500mg	15880	TCS	M2311181S	28 November 2024
Standard Weight Class E2	1-500g	15882	TCS	M2311182S	28 November 2024

Instrument	Model	Serial No.	Calibrated By	Certificate No.	Due Date
Thermo-Hygro Meter	608-H1	NFI.BTH 019/23	Quality Reborn	QR24-0492	4 March 2025

3. This certification is traceable to SI UNIT

4. This certificate was certified only for the instrument we calibrated.

5. This result of calibration was found accurate as shown on date and place of calibration only.

Calibration Results:

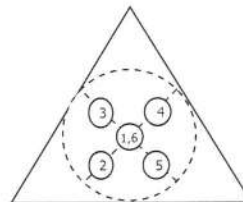
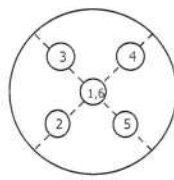
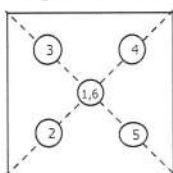
1. Repeatability of Reading:

Nominal Value (g)	Standard Deviation of Reading (g)
100	0.000057
200	0.000079

2. Off-Center Error:

A mass of 100 g was placed and moved to various position on pan.

The balance reading obtained is given in the table.



1	2	3	4	5	6	(Maximum Difference)
(g)	(g)	(g)	(g)	(g)	(g)	(g)
99.9999	99.9997	99.9996	99.9998	100.0000	99.9998	0.0003

P. Jongsamrit
23 April 2024

F-CS-012 Revision: 01 Date: 20-04-65



Calibration Report

Certificate No.: 2402420-001-01

Equipment:

Electronic Balance

Manufacturer: METTLER TOLEDO

Model: AB204-S/FACT

Resolution: 0.0001 g

Serial No.: B108115858

ID No.: UAE.AIR.016/2555

Capacity: 220 g

Date of Calibration: 19 April 2024

Page 3 of 3

Calibration Results: (Continued)

Calibration Range: 0-200 g

Calibration Adjustment: Internal Calibration

3. Departure from Nominal Value:

Nominal Value (g)	Standard Value (g)	Average Reading (g)	Correction (g)	Uncertainty (± g)	Coverage Factor k
Unload	0.00000	0.0000	0.0000	0.000089	2.00
0.1	0.10000	0.1000	0.0000	0.000089	2.00
1	0.99998	1.0000	0.0000	0.000092	2.00
5	4.99997	5.0000	0.0000	0.000091	2.00
10	10.00002	10.0001	-0.0001	0.00012	2.00
20	20.00003	20.0001	-0.0001	0.00014	2.00
50	49.99998	50.0000	0.0000	0.00012	2.00
70	70.00000	69.9999	0.0001	0.00016	2.00
100	99.99997	100.0000	0.0000	0.00017	2.00
150	149.99994	149.9997	0.0002	0.00022	2.00
200	200.00001	199.9995	0.0005	0.00028	2.00

P. Jongsomjit
23 April 2024

The reported uncertainty of measurement was based on a standard uncertainty multiplied by a coverage factor k , providing a level of confidence of approximately 95 %.

----- End -----

F-CS-012 Revision: 01 Date: 20-04-65



Calibration Certificate

Certificate No.: 2402420-002-01
Client name: UNITED ANALYST AND ENGINEERING CONSULTANT CO., LTD.
Address: 3 Soi Udomsuk 41, Sukhumvit Road,
Bangchack, Prakhonong, Bangkok 10260

Page 1 of 3

Equipment: Electronic Balance
Manufacturer: METTLER TOLEDO
Model: XP6
Serial No.: B322373893
ID No.: UAE.AIR.019/2556
Order No.: 2402420
Operation No.: 2402420-002
Date of Receipt: 19 April 2024
Date of Calibration: 19 April 2024

Calibrated by Mr.Pheraphat Tuanjit
Scientist

Approved by 
(Miss Preeyaporn Jaengkarnkit)

Vice President, Department of Laboratory Services
Responsible for the Technical Management Team

Date of Issue: 23 April 2024

The uncertainties are for a confidence probability of approximately 95%

This Certificate is issued in accordance with the conditions of accreditation granted by the Thai Laboratory Accreditation Scheme which has assessed the measurement capability of the laboratory and its traceability to recognized national standards and to the units of measurement realized at the corresponding national standards laboratory. This certificate may not be reproduced other than in full except with the prior written approval of the National Food Institute.

F-CS-009 Revision: 01 Date: 20-04-65



Calibration Report

Certificate No.: 2402420-002-01

Equipment: Electronic Balance

Manufacturer: METTLER TOLEDO

Model: XP6

Resolution: 0.000001 g

Serial No.: B322373893

ID No.: UAE.AIR.019/2556

Capacity: 6.1 g

Date of Calibration: 19 April 2024

Page 2 of 3

Environment Condition: Ambient Temperature: 22.6 ± 1.8 °C Relative Humidity: 48 ± 6.0 %

Place of Calibration: Room 206 Balance Room 2, UNITED ANALYST AND ENGINEERING CONSULTANT CO., LTD.

Condition of Equipment: Good Condition

Condition of This Results of Calibration:

1. Calibration Method: NFI Method W-MA-001 In-House Method based on UKAS Lab 14 : 2019

2. Reference Standards:

Reference Standard	Model	Serial No.	Calibrated By	Certificate No.	Due Date
Standard Weight Class E2	1-500mg	15880	TCS	M2311181S	28 November 2024
Standard Weight Class E2	1-500g	15882	TCS	M2311182S	28 November 2024

Instrument	Model	Serial No.	Calibrated By	Certificate No.	Due Date
Thermo-Hygro Meter	608-H1	NFI.BTH 019/23	Quality Reborn	QR24-0492	4 March 2025

3. This certification is traceable to SI UNIT

4. This certificate was certified only for the instrument we calibrated.

5. This result of calibration was found accurate as shown on date and place of calibration only.

Calibration Results:

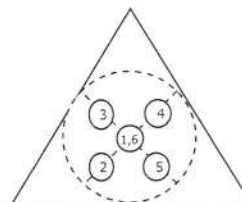
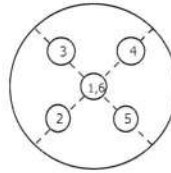
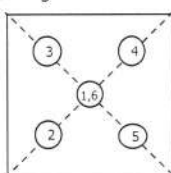
1. Repeatability of Reading:

Nominal Value (g)	Standard Deviation of Reading (g)
3	0.00000057
6	0.00000019

2. Off-Center Error:

A mass of 2 g was placed and moved to various position on pan.

The balance reading obtained is given in the table.



1	2	3	4	5	6	(Maximum Difference)
(g)	(g)	(g)	(g)	(g)	(g)	(g)
1.999981	1.999983	1.999980	1.999984	1.999983	1.999981	0.000003

P. Jongsakulit
23 April 2024

Calibration Report

Certificate No.: 2402420-002-01

Equipment:

Electronic Balance

Manufacturer: METTLER TOLEDO

Model: XP6

Resolution: 0.000001 g

Serial No.: B322373893

ID No.: UAE.AIR.019/2556

Capacity: 6.1 g

Date of Calibration: 19 April 2024

Page 3 of 3

Calibration Results: (Continued)

Calibration Range: 0-6 g

Calibration Adjustment: Internal Calibration

3. Departure from Nominal Value:

Nominal Value (g)	Standard Value (g)	Average Reading (g)	Correction (g)	Uncertainty (± g)	Coverage Factor k
Unload	0.0000000	0.000000	0.000000	0.0000032	2.00
0.01	0.0099970	0.009999	-0.000002	0.0000047	2.00
0.05	0.0500010	0.050003	-0.000002	0.0000048	2.00
0.10	0.1000010	0.100001	0.000000	0.0000069	2.00
0.15	0.1500020	0.150002	0.000000	0.0000083	2.00
0.17	0.1700050	0.170006	-0.000001	0.000012	2.00
0.20	0.1999990	0.200002	-0.000003	0.0000083	2.00
1.50	1.4999750	1.499971	0.000004	0.000027	2.00
3.00	2.9999680	2.999959	0.000009	0.000028	2.00
4.50	4.4999810	4.499967	0.000014	0.000022	2.00
6.00	5.9999490	5.999931	0.000018	0.000032	2.00

S. Jongsakul
23 April 2024

The reported uncertainty of measurement was based on a standard uncertainty multiplied by a coverage factor k , providing a level of confidence of approximately 95 %.

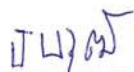
----- End -----

F-CS-012 Revision: 01 Date: 20-04-65




CERTIFICATE OF CALIBRATION**Certificate No. :** SP24-018

Page 1 of 5

Customer : United Analyst and Engineering Consultant Co.,Ltd. (Head Office)**Address :** 3 Soi Udomsuk 41, Sukhumvit Road, Bangchak, Phrakhanong, Bangkok 10260**Location of calibration :** Laboratory 315**Equipment :** UV-Vis Spectrophotometer**Manufacturer :** Agilent Technologies**Model :** Cary 60**Serial No. :** MY15410009**ID No. :** UAE.WAT.020/2558**Received Date :** 7 May 2024**Calibration Date :** 7 May 2024**Issue Date :** 9 May 2024**Condition Instrument :** Good**Calibrated by :**

(Mr.Tanawut Rittidach)

Technical Manager

Approved by :

(Ms. Chonthicha Sangngern)

Quality Manager

The calibration result is applied only to the above calibrated item and was found accurate as shown on date and place of calibration only.

The measurement capability of the laboratory and its traceability to recognized national standards and to the unit of measurement realized at the corresponding national standards laboratory. This certificate may not be reproduced other than in full except with the prior written approval of the DQE Services Co., Ltd.

REPORT OF CALIBRATION

Certificate No. : SP24-018

Page 2 of 5

Environment Condition : Ambient Temperature 25 ± 5 °CRelative humidity 55 ± 20 %RH**Calibration method :** In-house method CP-01 Based on ASTM E275-08**Certified Reference Materials :**

Material	Serial No.	Certificate No.	Due date
Absorbance Standard set	25760	115663	25 October 2025
Absorbance Standard set	25757	115638	25 October 2025
Wavelength Standard set	25806	115657	25 October 2025
Wavelength Standard set	25758	115665	25 October 2025

Traceability : This certification is traceable to the International System of Unit maintained at National -

Institute of Standards and Technology (NIST) through Sarna Scientific Limited

Spectral Band Width of UUC : 1.5 nm.**Scan Speed of UUC :** 60 nm/min**Scan Interval of UUC :** 0.15 nm.**Resolution of UUC :** Photometric 0.0001 Abs.

Wavelength 0.1 nm.

REPORT OF CALIBRATION

Certificate No. : SP24-018

Page 3 of 5

Calibration Results : Without adjustment

Photometric Accuracy :

Wavelength (nm.)	CRMs Values (Abs)	UUC Reading (Abs)	Correction (Abs)	Uncertainty (Abs)	Coverage factor <i>k</i>
420	0.0000	0.0000	0.0000	0.0028	2.00
	0.5780	0.5747	0.0033	0.0031	2.00
	1.0484	1.0438	0.0046	0.0029	2.00
	2.1876	2.1832	0.0044	0.0080	2.00
440	0.0000	0.0000	0.0000	0.0028	2.00
	0.5595	0.5581	0.0014	0.0034	2.00
	1.0239	1.0231	0.0008	0.0035	2.00
	2.1230	2.1219	0.0011	0.0080	2.00
465	0.0000	0.0000	0.0000	0.0028	2.00
	0.5230	0.5184	0.0046	0.0030	2.00
	0.9633	0.9614	0.0019	0.0029	2.00
	1.9753	1.9731	0.0022	0.0070	2.00
546.1	0.0000	0.0000	0.0000	0.0028	2.00
	0.5181	0.5150	0.0031	0.0031	2.00
	1.0002	0.9964	0.0038	0.0033	2.00
	1.9973	1.9914	0.0059	0.0088	2.00
590	0.0000	0.0000	0.0000	0.0028	2.00
	0.5517	0.5485	0.0032	0.0030	2.00
	1.0803	1.0772	0.0031	0.0030	2.00
	2.0373	2.0293	0.0080	0.0080	2.00
635	0.0000	0.0000	0.0000	0.0028	2.00
	0.5591	0.5565	0.0026	0.0031	2.00
	1.0518	1.0482	0.0036	0.0030	2.00
	1.9274	1.9202	0.0072	0.0079	2.00

REPORT OF CALIBRATION

Certificate No. : SP24-018

Page 4 of 5

Photometric Accuracy :

Wavelength (nm.)	CRMs Values (Abs)	UUC Reading (Abs)	Correction (Abs)	Uncertainty (Abs)	Coverage factor <i>k</i>
235	0.0000	0.0000	0.0000	0.0050	2.00
	0.7469	0.7435	0.0034	0.0057	2.00
257	0.0000	0.0000	0.0000	0.0050	2.00
	0.8674	0.8639	0.0035	0.0060	2.00
313	0.0000	0.0000	0.0000	0.0050	2.00
	0.2919	0.2907	0.0012	0.0051	2.00
350	0.0000	0.0000	0.0000	0.0050	2.00
	0.6430	0.6402	0.0028	0.0055	2.00

REPORT OF CALIBRATION

Certificate No. : SP24-018

Page 5 of 5

Wavelength Accuracy :

CRMs Values (nm.)	UUC Reading (nm.)	Correction (nm.)	Uncertainty (nm.)	Coverage factor <i>k</i>
241.72	242.0	-0.28	0.18	2.00
279.45	279.5	-0.05	0.18	2.00
287.81	287.9	-0.09	0.18	2.00
334.06	333.9	0.16	0.18	2.00
360.93	360.5	0.43	0.18	2.00
418.59	418.1	0.49	0.18	2.00
445.94	445.6	0.34	0.18	2.00
453.66	453.3	0.36	0.18	2.00
460.02	459.8	0.22	0.18	2.00
536.59	536.0	0.59	0.18	2.00
637.98	638.7	-0.72	0.18	2.00
431.38	430.8	0.58	0.18	2.00
472.50	472.4	0.10	0.18	2.00
513.47	513.7	-0.23	0.18	2.00
528.88	529.1	-0.22	0.18	2.00
573.17	573.5	-0.33	0.18	2.00
585.35	585.2	0.15	0.20	2.00
684.40	685.1	-0.70	0.18	2.00
740.72	741.4	-0.68	0.20	2.00
748.55	749.1	-0.55	0.18	2.00
807.03	807.3	-0.27	0.18	2.00
879.28	879.3	-0.02	0.18	2.00

Remark : - UUC = Unit Under Calibration

- N/A = Not Available

- The result expanded uncertainty of measurement *U* is stated as the standard uncertainty of measurement multiplied by the coverage factor *k*,

which for a normal distribution corresponds to a coverage probability of approximately 95%

- * Indicates non TISI accredited

- End of Certificate -


Calibration Certificate

Certificate No.: 2401718-001-01
Client name: UNITED ANALYST AND ENGINEERING CONSULTANT CO.,LTD.
Address: 3 Soi Udomsuk 41, Sukhumvit Road,
Bangchack, Prakhonong, Bangkok 10260

Page 1 of 5

Equipment: pH Meter
Manufacturer: METTLER TOLEDO
Model: SevenEasy pH
Serial No.: 1231155210
ID No.: UAE.WAT.010/2553
Order No.: 2401718
Operation No.: 2401718-001
Date of Receipt: 27 February 2024
Date of Calibration: 11 March 2024

Calibrated by Mr.Manas Somsak
Specialist

Approved by 
(Mr.Pheraphat Tuanjit)

Manager, Division of Calibration Laboratory

Date of Issue: 12 March 2024

Responsible for the Technical Management Team

The uncertainties are for a confidence probability of approximately 95%.

This Certificate is issued in accordance with the conditions of accreditation granted by the Thai Laboratory Accreditation Scheme which has assessed the measurement capability of the laboratory and its traceability to recognized national standards and to the units of measurement realized at the corresponding national standards laboratory. This certificate may not be reproduced other than in full except with the prior written approval of the National Food Institute.

F-CS-009 Revision: 01 Date: 20-04-65



Calibration Report

Certificate No.: 2401718-001-01

Equipment: pH Meter **Resolution:** 0.01 pH ; 1 mV

Manufacturer: METTLER TOLEDO **Model:** SevenEasy pH

Serial No.: 1231155210 **Type:** Bench top

ID No.: UAE.WAT.010/2553

Date of Calibration: 11 March 2024 Page 2 of 5

Location: Chemical Calibration Laboratory, National Food Institute

Environment Condition: **Ambient Temperature:** (23.4 ± 1.5) °C **Relative Humidity:** (51 ± 3) %

Condition of Equipment: Good Condition

Condition of this Results of Calibration

1. Calibration Method W-CC-002 : In house method based on direct measurement by using standard voltage calibrator and certified reference material (CRM)
2. Reference Standards / Certified Reference Material

<u>Instruments</u>	<u>Serial / ID No.</u>	<u>Manufacturer</u>	<u>Certificate No.</u>	<u>Due Date</u>
2.1 DC Voltage Calibrator	2709007	Fluke	23E2003	14 June 2024
2.2 Digital Thermometer	2709007	Fluke	CC 660570-01	30 October 2024
2.3 Thermo-Hygro Meter	NFI.BTH 014/23	testo	CC 660353-01	3 April 2024
<u>Certified Reference Material</u>	<u>Lot. No.</u>	<u>Manufacturer</u>	<u>Ref N</u>	<u>Expire Date</u>
2.4 pH buffer 4.008 (Primary pH buffer Solution)	888842	CPAchem	PH216.L5	13 April 2025
2.5 pH buffer 6.865 (Primary pH buffer Solution)	888843	CPAchem	PH217.L5	13 April 2025
2.6 pH buffer 10.01 (Primary pH buffer Solution)	888844	CPAchem	PH220.L5	13 April 2024
2.7 pH buffer 7.00 (Standard pH buffer Solution)	C03109	HACH LANGE GmbH	S11M004	16 October 2025

3. This certification is traceable to The International System of Unit (SI Unit)
 - 3.1 Instruments No.2.1 through NSC-TISI-TIS 17025 Laboratory Accreditation of Calibration No.0008
 - 3.2 Instruments No.2.2 and 2.3 through NSC-TISI-TIS 17025 Laboratory Accreditation of Calibration No.0061
 - 3.3 Certified Reference Material No.2.4 to 2.6 traceable to Primary measurement method- Harned cell using calibrated thermometer, barometer, and nanovoltmeter. The Standard Solution preparation and certified by CPAchem Ltd is accredited to ISO 17034 and ISO/IEC 17025
 - 3.4 Certified Reference Material No.2.7 traceable to PTB Certificate Nr. PTB-PHOA-563/30504/23 and Certificate Nr. PTB-PHOB-555/30620/22 (PTB: Physikalisch-Technische Bundesanstalt, Braunschweig, Germany)
4. This certificate was certified only for the instrument we calibrated.
5. This result of calibration was found accurate as shown on date and place of calibration only.

F-CS-012 Revision: 01 Date: 20-04-65

Calibration Report

Certificate No.: 2401718-001-01

Equipment: pH Meter **Resolution:** 0.01 pH ; 1 mV

Manufacturer: METTLER TOLEDO **Model:** SevenEasy pH

Serial No.: 1231155210 **Type:** Bench top

ID No.: UAE.WAT.010/2553

Date of Calibration: 11 March 2024

Page 3 of 5

Calibration Results:

1. Calibration of pH Meter (Manual Temperature Compensation at 25 °C)
(offset value before adjust: -0.4 mV)

Nominal pH	DC Voltage Standard (mV)	Average Indicator Reading		Uncertainty (±mV)	Coverage Factor (k)
		mV	pH		
0	414.121	414	0.00	0.58	2.00
2	295.814	296	2.00	0.58	2.00
4	177.464	178	4.00	0.58	2.00
6	59.160	59	6.00	0.58	2.00
7	0.001	0	7.00	0.58	2.00
8	-59.159	-59	8.00	0.58	2.00
10	-177.461	-177	10.00	0.58	2.00
12	-295.811	-296	12.00	0.58	2.00
14	-414.118	-414	14.00	0.58	2.00

2. Calibration of pH Meter with Electrode (Manual Temperature Compensation at 25 °C)

Equipment: pH Electrode **Type:** Combined Electrode

Manufacturer: METTLER TOLEDO **Model:** InLab Solids

Serial No.: 3065701 **ID.No.:** N/A

Performance of Electrode system (Three-Point Calibration at pH 4, 7 and 10)

Certified Value @25 °C (pH)	Average Indicator Reading		Relative Slope (%)	Uncertainty (± pH)	Coverage Factor (k)
	pH	mV			
4.008	4.01	188	-	0.0071	2.00
7.001	7.00	13	98.9	0.0086	2.00
10.010	10.01	-160	97.2	0.0085	2.00
6.865	6.87	21	-	0.0074	2.00



F-CS-012 Revision: 01 Date: 20-04-65

Calibration Report

Certificate No.: 2401718-001-01

Equipment: Digital Thermometer with RTD (pH Meter)

Resolution: 0.1 °C **Model:** SevenEasy pH
Serial No.: 1231155210 **ID No.:** UAE.WAT.010/2553
Manufacturer: METTLER TOLEDO

Date of Calibration: 11 March 2024

Page 4 of 5

Location: Chemical Calibration Laboratory, National Food Institute

Environment Condition:
Ambient Temperature 23 °C ± 1 °C
Relative Humidity 51 % ± 2 %

Condition of this results of Calibration:

1. Calibration Method :
 - In house method: W-TE-025 by comparison with standard thermometer.
 - The Calibration is determined by comparing with a known temperature from a standard resistance thermometer.
 - The temperature scale in use at this laboratory is the International Temperature scale of 1990 (ITS-90).

2. Reference Standard Instrument :

Instrument	Model	Serial No.	Certificate No.	Due Date	Through
HANDHELD THERMOMETER	1523	2118154	PSL-T 0877/66	06-Jun-24	TISTR
Platinum Resistance Thermometer (PRT)	5627A	877332			

Support Equipment : - Low Temperature Bath (ISOCAL-6), Model: Europa-6 Plus Basic, S/N: 341592/2

3. This certificate is traceable to International System of Units (SI Units).
4. This certificate was certified only for the instrument we calibrated.
5. This result of calibration was found accurate as shown on date and place of calibration only.

6. Condition of Calibrated item : Good

7. Result of Calibration : ☒ Without adjustment ☐ After adjustment



F-CS-012 Revision: 01 Date: 20-04-65

Calibration Report

Certificate No.: 2401718-001-01

Equipment: Digital Thermometer with RTD (pH Meter)

Resolution: 0.1 °C Model: SevenEasy pH

Serial No.: 1231155210 ID No.: UAE.WAT.010/2553

Manufacturer: METTLER TOLEDO

Date of Calibration: 11 March 2024

Page 5 of 5

Calibration point: 15.0, 25.0 and 35.0 °C

Calibration result:

- The probe was immersed in liquid bath or dry bath to a minimum depth of 100 mm.
- Description of probe, model : N/A S/N : N/A
- Dimension of probe : Diameter 4 mm., Length 120 mm.,
- Sheath material : Stainless Steel

UUC* Reading (°C)	Standard Temperature (°C)	Correction Value (°C)	Uncertainty ± (°C)
15.1	14.998	0.1	0.099
25.1	24.998	0.1	0.099
* 35.1	34.997	0.1	0.099

Note

- UUC* : Unit Under Calibration

The report uncertainty of measurement was based on standard uncertainty multiplied by coverage factor $k = 2$, providing a level of confidence of approximately 95 %.

----- End -----



F-CS-012 Revision: 01 Date: 20-04-65



Certificate of Calibration

Equipment:	CONDUCTIVITY METER	Certificate No.:	C24240057		
Model:	Lab 955	Issued Date:	11 March 2024		
Serial No. (or ID.):	16300356	Job No.:	WO-00020309		
Manufacturer:	SI Analytic	Page:	1 of 2		
Electrode Serial No.	16070067	Model :	LF413T	Brand :	SI Analytic
Condition:	In Condition				

Customer: United Analyst and Engineering Consultant Company Limited
3 Soi Udomsuk 41 Sukhumvit Road,
Bangkok, Prakanong, Bangkok 10260 Thailand

Environment Condition: Temperature 23 °C ± 2 °C
Humidity 50 %RH ± 15 %RH

Calibration Place: Environment Laboratory, DKSH Technology Limited.
2533 Sukhumvit Road, Bangchak,
Phrakhanong, Bangkok 10260 Thailand

Calibration By: Mr. Pongpisut Suebchantha

Calibration Date: 11 March 2024

The Method used: In house method, CAL-WI-49, base on ASTM D 1125-14 and D 5391-14

Traceability: This certificate is traceable to the SI Units maintained by CRM of NIST(SRM) through CPA chem Co., Ltd. (ISO/IEC 17034) Certificate No. 960753, 890591, 890593



(Mr.Pongpisut Suebchantha)

Person in charge



(Mr.Nitinun Srihawan)

Authorized signatory

This certificate is issued the units of measurement according to the International System of Units (SI). It provides traceability of measurement to international or national standard or other recognized national standard laboratories.

The measurement uncertainty stated is the expanded uncertainty which is obtained from the standard uncertainty multiplied by the coverage factor (k=2) to provide a level of confidence of approximately 95%. It is determined in accordance with the Guide to Expression of Uncertainty in Measurement (GUM).

These results may be affected by deviations from specified conditions. The results relate only to the items tested, calibrated or sampled. The report shall not be reproduced except in full without approval of DKSH Technology Limited.

บริษัท ดีเคเอสเอช เทคโนโลยี จำกัด

DKSH Technology Limited

2533 ถนนสุขุมวิท แขวงบางจาก เขตพระโขนง กรุงเทพมหานคร 10260

2533 Sukhumvit Road, Bangchak, Phrakhanong, Bangkok 10260

Phone: +66 2639 7000 Email: info.calibration@dksh.com Website: www.dksh.com/scientific-thailand

Delivering Growth – in Asia and Beyond.

เอกสารไม่ควบคุม

CAL-FM-C24-09: 12 Sep 2022

Calibration Results:**Before Adjustment**

Standard Conductivity Solution	Unit Under Calibration Reading	Correction	Coverage Factor (k)	Uncertainty (±)
25.000 $\mu\text{S/cm}$	26.7 $\mu\text{S/cm}$	-1.700 $\mu\text{S/cm}$	2.00	0.21 $\mu\text{S/cm}$
1413.0 $\mu\text{S/cm}$	1428 $\mu\text{S/cm}$	-15.0 $\mu\text{S/cm}$	2.00	9.0 $\mu\text{S/cm}$
111.3 mS/cm	108.4 mS/cm	2.9 mS/cm	2.00	0.67 mS/cm

After Adjustment ; at 1413 $\mu\text{S/cm}$

Standard Conductivity Solution	Unit Under Calibration Reading	Correction	Coverage Factor (k)	Uncertainty (±)
25.000 $\mu\text{S/cm}$	25.9 $\mu\text{S/cm}$	-0.900 $\mu\text{S/cm}$	2.00	0.21 $\mu\text{S/cm}$
1413.0 $\mu\text{S/cm}$	1413 $\mu\text{S/cm}$	0.0 $\mu\text{S/cm}$	2.00	9.0 $\mu\text{S/cm}$
111.3 mS/cm	107.5 mS/cm	3.8 mS/cm	2.00	0.67 mS/cm

The End of Certificate

Calibration Certificate

Certificate No.: 2402283-002-01
Client name: UNITED ANALYST AND ENGINEERING CONSULTANT CO., LTD.
Address: 3 SOI UDOMSUK 41, SUKHUMVIT ROAD,
Bangchack, Prakhnong, Bangkok 10260

Page 1 of 4

Equipment: Electronic Balance
Manufacturer: METTLER TOLEDO
Model: XSR205DU
Serial No.: C210685394
ID No.: UAE.WAO.010/2565
Order No.: 2402283
Operation No.: 2402283-002
Date of Receipt: 2 April 2024
Date of Calibration: 2 April 2024

Calibrated by Mr.Jerawut Prapawuttipong
Scientist

Approved by

(Mr.Pheraphat Tuanjit)

Manager, Division of Calibration Laboratory

Date of Issue: 9 April 2024

Responsible for the Technical Management Team

The uncertainties are for a confidence probability of approximately 95%

This Certificate is issued in accordance with the conditions of accreditation granted by the Thai Laboratory Accreditation Scheme which has assessed the measurement capability of the laboratory and its traceability to recognized national standards and to the units of measurement realized at the corresponding national standards laboratory. This certificate may not be reproduced other than in full except with the prior written approval of the National Food Institute.

F-CS-009 Revision: 01 Date: 20-04-65

Calibration Report

Certificate No.: 2402283-002-01

Equipment:

Electronic Balance

Manufacturer: METTLER TOLEDO

Model: XSR205DU

Resolution: 0.00001 g / 0.0001 g

Serial No.: C210685394

ID No.: UAE.WAO.010/2565

Capacity: 220 g

Date of Calibration: 2 April 2024

Page 2 of 4

Environment Condition: Ambient Temperature: 24.5 ± 0.5 °C Relative Humidity: 47.5 ± 2.5 %

Place of Calibration: Laboratory, UNITED ANALYST AND ENGINEERING CONSULTANT CO., LTD.

Condition of Equipment: Good Condition

Condition of This Results of Calibration:

1. Calibration Method: NFI Method W-MA-001 In-House Method based on UKAS Lab 14 : 2019

2. Reference Standards:

Reference Standard	Model	Serial No.	Calibrated By	Certificate No.	Due Date
Standard Weight Class E2	1mg to 200g	B505567572	TCS	M2304053S	8 April 2024

Instrument	Model	Serial No.	Calibrated By	Certificate No.	Due Date
Thermo-Hygro Meter	608-H1	NFI.BTH 016/23	Quality Reborn	QR24-0343	9 February 2025

3. This certification is traceable to SI UNIT

4. This certificate was certified only for the instrument we calibrated.

5. This result of calibration was found accurate as shown on date and place of calibration only.

Calibration Results:

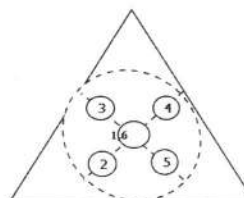
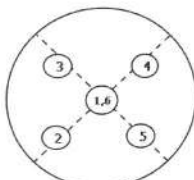
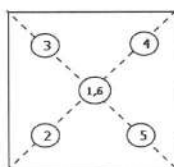
1. Repeatability of Reading:

Nominal Value (g)	Standard Deviation of Reading (g)
40	0.0000042
80	0.0000052
100	0.000048
200	0.000048

2. Off-Center Error:

A mass of 100 g was placed and moved to various position on pan.

The balance reading obtained is given in the table.



1 (g)	2 (g)	3 (g)	4 (g)	5 (g)	6 (g)	(Maximum Difference) (g)
100.0000	100.0001	99.9999	99.9999	100.0001	100.0000	0.0001




Calibration Report

Certificate No.: 2402283-002-01

Equipment:

Electronic Balance

Manufacturer: METTLER TOLEDO

Model: XSR205DU

Resolution: 0.00001 g / 0.0001 g

Serial No.: C210685394

ID No.: UAE.WAO.010/2565

Capacity: 220 g

Date of Calibration: 2 April 2024

Page 3 of 4

Calibration Results: (Continued)

Calibration Range: 0 - 80 g

Calibration Adjustment: Internal Calibration

3. Departure from Nominal Value: (Range: 0 - 80 g ; Resolution: 0.00001 g)

Nominal Value (g)	Standard Value (g)	Average Reading (g)	Correction (g)	Uncertainty (± g)	Coverage Factor k
Unload	0.000000	0.00000	0.00000	0.0000086	2.00
0.001	0.001003	0.00101	-0.00001	0.0000089	2.00
0.005	0.005003	0.00500	0.00000	0.0000092	2.00
0.01	0.010003	0.01000	0.00000	0.0000089	2.00
0.05	0.049996	0.05000	0.00000	0.0000096	2.00
0.1	0.100011	0.10000	0.00001	0.000011	2.00
0.5	0.500016	0.50001	0.00001	0.000014	2.00
1	1.000003	1.00002	-0.00002	0.000016	2.00
2	2.000023	2.00001	0.00001	0.000017	2.00
5	5.000017	5.00002	0.00000	0.000020	2.00
10	10.000009	10.00000	0.00001	0.000026	2.00
20	20.000031	20.00000	0.00003	0.000037	2.00
30	30.000040	30.00001	0.00003	0.000050	2.00
50	50.000028	50.00002	0.00001	0.000068	2.00
80	80.000068	80.00002	0.00005	0.00011	2.00



Calibration Report

Certificate No.: 2402283-002-01

Equipment:

Electronic Balance

Manufacturer: METTLER TOLEDO

Model: XSR205DU

Resolution: 0.00001 g / 0.0001 g

Serial No.: C210685394

ID No.: UAE.WAO.010/2565

Capacity: 220 g

Date of Calibration: 2 April 2024

Page 4 of 4

Calibration Results: (Continued)

Calibration Range: 81 - 200 g

Calibration Adjustment: Internal Calibration

3. Departure from Nominal Value: (Range: 81 - 200 g ; Resolution: 0.0001 g)

Nominal Value (g)	Standard Value (g)	Average Reading (g)	Correction (g)	Uncertainty (± g)	Coverage Factor k
90	90.00010	90.0001	0.0000	0.00015	2.00
100	100.00006	100.0001	0.0000	0.00015	2.00
110	110.00007	110.0001	0.0000	0.00016	2.00
120	120.00009	120.0000	0.0001	0.00017	2.00
130	130.00010	130.0000	0.0001	0.00019	2.00
140	140.00014	140.0000	0.0001	0.00020	2.00
150	150.00009	150.0001	0.0000	0.00020	2.00
160	160.00010	160.0001	0.0000	0.00022	2.00
170	170.00012	170.0001	0.0000	0.00023	2.00
200	200.00016	200.0002	0.0000	0.00028	2.00

The reported uncertainty of measurement was based on a standard uncertainty multiplied by a coverage factor k , providing a level of confidence of approximately 95 %.

----- End -----



F-CS-012 Revision: 01 Date: 20-04-65



Calibration Certificate

Certificate No.: 2500116-001-01
Client name: UNITED ANALYST AND ENGINEERING CONSULTANT CO.,LTD.
Address: 3 Soi Udomsuk 41, Sukhumvit Road,
Bangchack, Prakanong, Bangkok 10260

Page 1 of 3

Equipment: CHAMBER (Hot Air Oven)

Manufacturer: MEMMERT

Model: UF55

Serial No.: B216.1666

ID No.: UAE.WAO.027/2559

Order No.: 2500116

Operation No.: 2500116-001

Date of Receipt: 8 October 2024

Date of Calibration: 8 October 2024

Calibrated by Mr.Yothin Charoensuk
Scientist

Approved by 
(Mr.Pheraphat Tuanjit)

Manager, Division of Calibration Laboratory

Date of Issue: 15 October 2024

Responsible for the Technical Management Team

The uncertainties are for a confidence probability of approximately 95 %.

This Certificate is issued in accordance with the conditions of accreditation granted by the Thai Laboratory Accreditation scheme which has assessed the measurement capability of the laboratory and its traceability to recognized national standards and to the units of measurement realized at the corresponding national standards laboratory. This certificate may not be reproduced other than in full except with the prior written approval of the National Food Institute.

F-CS-009 Revision: 01 Date: 20-04-65



Calibration Report

Certificate No.: 2500116-001-01

Equipment: CHAMBER (Hot Air Oven)

Model: UF55 Serial No.: B216.1666

Resolution: 0.1 °C ID No.: UAE.WAO.027/2559

Manufacturer: MEMMERT

Date of Calibration: 8 October 2024

Page 2 of 3

Location: Laboratory, UNITED ANALYST AND ENGINEERING CONSULTANT CO.,LTD.

Environment Condition:
Ambient Temperature (30.3 ± 1) °C
Relative Humidity (55 ± 1) %
Line Voltage (230 ± 3) Volt

Condition of this results of Calibration:

- This instrument was calibrated by insert 9 standard thermometer into its chamber and calibration according to W-TE-014 Based on TLAS G-20-1/02-08 (E): Guidelines for Calibration and Checks of Temperature Controlled Enclosures.
- The temperature scale used was based on ITS - 90.
- All data show below were final values and the initial data may be obtained upon request.

2. Reference Standard Instrument :

Instrument	Model	Serial No./ID No.	Certificate No.	Due Date	Through
Digital Thermometer with sensor	34972A	MY57003188	TE 670486-01	8 June 2025	NATIONAL FOOD INSTITUTE
	RTD	CH#201-209/ RTD#201-209			

- This certificate is traceable to International System of Units (SI Units).
- This certificate was certified only for the instrument we calibrated.
- This result of calibration was found accurate as shown on date and place of calibration only.
- Condition of Calibrated item : Good

UUC Description :

Time of Record 1 Hour 9 Minute At 104.0,140.0 and 180.0 °C
Fresh air Damper ☐ Open Position ☐
☒ Close Fan 40%
☐ Not Available

7. Result of Calibration : ☒ Without adjustment ☐ After adjustment




Calibration Report

Certificate No.: 2500116-001-01

Equipment: CHAMBER (Hot Air Oven)

Model: UF55 Serial No.: B216.1666

Resolution: 0.1 °C ID No.: UAE.WAO.027/2559

Manufacturer: MEMMERT

Date of Calibration: 8 October 2024

Page 3 of 3

Calibration point: 104.0, 140.0 and 180.0 °C

Calibration result:

Calibration Condition	Temperature (°C)	Relative Humidity (%)	Line Voltage (Volt)
MIN	29.3	54	227.0
MAX	31.2	56	232.0

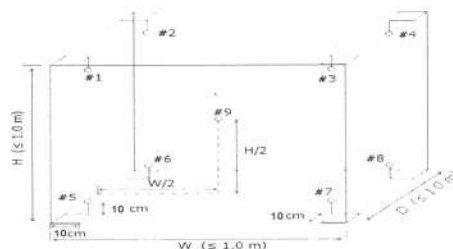


Table 1 : Reporting of Temperature

Calibration point (°C)	Measured Temperature (°C) @ Sensor No. (Sensor No.9 is REF)									Uncertainty ± (°C)
	# 1	# 2	# 3	# 4	# 5	# 6	# 7	# 8	# 9	
104.0	103.89	103.66	103.88	103.89	104.40	103.98	103.70	104.10	104.15	0.53
140.0	139.85	139.53	139.87	139.88	140.67	140.00	139.60	140.25	140.23	0.73
180.0	179.63	179.22	179.71	179.76	181.03	180.06	179.41	180.87	180.39	0.90

Table 2 : Reporting of Characterization Result

UUC* Setting (°C)	UUC* Reading (°C)			Stability ± (°C)	Uniformity (°C)	Overall Variation (°C)
	MIN	MAX	Average			
104.0	104.0	104.0	104.0	0.15	0.49	0.88
140.0	140.0	140.0	140.0	0.13	0.71	1.2
180.0	180.0	180.0	180.0	0.13	1.2	1.9

Note The quoted uncertainty include " Stability " and " Loading effect (20% of Temp Uniformity) "

UUC* = Unit Under Calibration

Stability = One-half of the greatest maximum difference of measured temperatures at any one sensors, for at least half an hour after reaching steady state.

Uniformity = The maximum difference of measured temperatures at any sensors and the measured temperature at the reference location which are observed at the same time.

Overall Variation = The difference of the maximum and minimum measured temperatures throughout observation time.

The report uncertainty of measurement was based on standard uncertainty multiplied by coverage factor $k=2$, providing a level of confidence of approximately 95 %.

----- End -----

Handwritten signature





TECHNOLOGY PROMOTION ASSOCIATION (THAILAND-JAPAN)
CORPORATE SERVICES 3: EQUIPMENT CALIBRATION AND TESTING SERVICES
534/4 PATTANAKARN ROAD SOI 18, SUANLUANG, SUANLUANG BANGKOK 10250
TEL.0-2717-3000-29 FAX.0-2719-9484



Certificate of Calibration

Cert.No.: 24MM292

Page.: 1 of 3

Equipment : Electronic Balance

Manufacturer : Mettler Toledo

Model : AB204-S/FACT

Serial No. : 1129361010

ID No. : UAE.WAS.002/2552

Submitted by : United Analyst and Engineering Consultant Co.,Ltd.
3 Soi Udomsuk 41, Sukhumvit Road,
Bangchak, Phrakhanong,
Bangkok 10260

Location : Balance Room (108)

Received order : 11 May 2024

Calibration Date : 11 May 2024

Ambient Temperature : 15 °C to 40 °C

Relative Humidity : 30 % to 90 %

Calibrated by : Khit Ruttanaprapachai

Approved by : 
Approved Signatory

() Ponpan Paipim
() Suwit Imjai
(✓) Kunchit Promprat

Issue Date : 15 May 2024

The Uncertainties are for a confidence probability of approximately 95%

This certificate may not be reproduced other than in full, except with the prior written
Approval of the head of Corporate Services 3 : Equipment Calibration and Testing Services.

เอกสารไม่ควบคุม



Equipment : Electronic Balance
Condition As-Received : Used Item
Reference : 2405-0166OC-1
Procedure used :-

Cert.No.: 24MM292

Page: 2 of 3

Calibration were conducted using in-house calibration procedure CP-OB01 based on UKAS LAB 14 according to direct measurement method against standard weight.

Condition of this result of calibration

1. Reference standard instruments:-

<u>Instruments</u>	<u>Model</u>	<u>Serial No.</u>	<u>ID No.</u>	<u>Test report No.</u>	<u>Due date</u>
1) Standard Weight Set (E2)	15884	24053	70RC007	MM-0013-24	25 Jan 2026

2. This certificate is valid only to the item calibrated on date and place of calibration.

3. This result of calibration was made on requested at the point specified by customer.

4. This certificate is not certified for any commercial transaction.

5. This certification is traceable to the International System of Unit.

Result of calibration () Without Adjustment (*) After Adjustment by Internal Calibration

Range capacity : 0 g to 220 g **Resolution** 0.0001 g

Before Adjustment :

<u>Applied Weight</u>	<u>Balance Reading</u>	<u>Correction</u>	<u>Measurement Uncertainty</u>	<u>Coverage Factor</u>
(g)	(g)	(g)	(\pm mg)	(k)
100	100.0000	0.0000	0.19	2.03
200	200.0006	-0.0006	0.30	2

After Adjustment :

1. **Determination of the standard deviation of weighing machine** (n = 10)

<u>Applied Weight</u>	<u>Standard Deviation of Reading (g)</u>
(g)	
100	0.00007
200	0.00005



Equipment : Electronic Balance
Condition As-Received : Used Item
Reference : 2405-0166OC-1

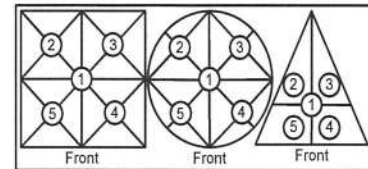
Cert.No.: 24MM292

Page: 3 of 3

Result of calibration

2. Effect of off center loading

A mass of 100 g was placed to various position on the pan.
The weighing machine reading error obtained is given in the table



Maximum difference between
off-center and central loading

Position 1	Position 2	Position 3	Position 4	Position 5
(g)	(g)	(g)	(g)	(g)
-0.0004	-0.0004	-0.0003	-0.0003	-0.0004

(g)
0.0001

3. Departure from nominal value

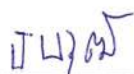
Applied Weight	Balance Reading	Correction	Measurement Uncertainty	Coverage Factor
(g)	(g)	(g)	(\pm mg)	(k)
Unload	0.0000	0.0000	0.15	2.13
0.01	0.0100	0.0000	0.15	2.13
0.05	0.0500	0.0000	0.15	2.13
0.1	0.1000	0.0000	0.15	2.13
0.5	0.5000	0.0000	0.15	2.13
1	1.0000	0.0000	0.15	2.13
10	10.0000	0.0000	0.15	2.11
50	49.9999	+0.0001	0.17	2.06
100	99.9999	+0.0001	0.19	2.03
150	149.9998	+0.0002	0.29	2
200	199.9990	+0.0010	0.30	2

The reported uncertainty of measurement was based on a standard uncertainty multiplied by a coverage factor k , providing a level of confidence of approximately 95 %.

-o0o-

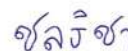
CERTIFICATE OF CALIBRATION**Certificate No. :** SP24-018

Page 1 of 5

Customer : United Analyst and Engineering Consultant Co.,Ltd. (Head Office)**Address :** 3 Soi Udomsuk 41, Sukhumvit Road, Bangchak, Phrakhanong, Bangkok 10260**Location of calibration :** Laboratory 315**Equipment :** UV-Vis Spectrophotometer**Manufacturer :** Agilent Technologies**Model :** Cary 60**Serial No. :** MY15410009**ID No. :** UAE.WAT.020/2558**Received Date :** 7 May 2024**Calibration Date :** 7 May 2024**Issue Date :** 9 May 2024**Condition Instrument :** Good**Calibrated by :**

(Mr.Tanawut Rittidach)

Technical Manager

Approved by :

(Ms. Chonthicha Sangngern)

Quality Manager

The calibration result is applied only to the above calibrated item and was found accurate as shown on date and place of calibration only.

The measurement capability of the laboratory and its traceability to recognized national standards and to the unit of measurement realized at the corresponding national standards laboratory. This certificate may not be reproduced other than in full except with the prior written approval of the DQE Services Co., Ltd.

REPORT OF CALIBRATION

Certificate No. : SP24-018

Page 2 of 5

Environment Condition : Ambient Temperature 25 ± 5 °CRelative humidity 55 ± 20 %RH**Calibration method :** In-house method CP-01 Based on ASTM E275-08**Certified Reference Materials :**

Material	Serial No.	Certificate No.	Due date
Absorbance Standard set	25760	115663	25 October 2025
Absorbance Standard set	25757	115638	25 October 2025
Wavelength Standard set	25806	115657	25 October 2025
Wavelength Standard set	25758	115665	25 October 2025

Traceability : This certification is traceable to the International System of Unit maintained at National -

Institute of Standards and Technology (NIST) through Sarna Scientific Limited

Spectral Band Width of UUC : 1.5 nm.**Scan Speed of UUC :** 60 nm/min**Scan Interval of UUC :** 0.15 nm.**Resolution of UUC :** Photometric 0.0001 Abs.

Wavelength 0.1 nm.

REPORT OF CALIBRATION

Certificate No. : SP24-018

Page 3 of 5

Calibration Results : Without adjustment

Photometric Accuracy :

Wavelength (nm.)	CRMs Values (Abs)	UUC Reading (Abs)	Correction (Abs)	Uncertainty (Abs)	Coverage factor <i>k</i>
420	0.0000	0.0000	0.0000	0.0028	2.00
	0.5780	0.5747	0.0033	0.0031	2.00
	1.0484	1.0438	0.0046	0.0029	2.00
	2.1876	2.1832	0.0044	0.0080	2.00
440	0.0000	0.0000	0.0000	0.0028	2.00
	0.5595	0.5581	0.0014	0.0034	2.00
	1.0239	1.0231	0.0008	0.0035	2.00
	2.1230	2.1219	0.0011	0.0080	2.00
465	0.0000	0.0000	0.0000	0.0028	2.00
	0.5230	0.5184	0.0046	0.0030	2.00
	0.9633	0.9614	0.0019	0.0029	2.00
	1.9753	1.9731	0.0022	0.0070	2.00
546.1	0.0000	0.0000	0.0000	0.0028	2.00
	0.5181	0.5150	0.0031	0.0031	2.00
	1.0002	0.9964	0.0038	0.0033	2.00
	1.9973	1.9914	0.0059	0.0088	2.00
590	0.0000	0.0000	0.0000	0.0028	2.00
	0.5517	0.5485	0.0032	0.0030	2.00
	1.0803	1.0772	0.0031	0.0030	2.00
	2.0373	2.0293	0.0080	0.0080	2.00
635	0.0000	0.0000	0.0000	0.0028	2.00
	0.5591	0.5565	0.0026	0.0031	2.00
	1.0518	1.0482	0.0036	0.0030	2.00
	1.9274	1.9202	0.0072	0.0079	2.00

REPORT OF CALIBRATION

Certificate No. : SP24-018

Page 4 of 5

Photometric Accuracy :

Wavelength (nm.)	CRMs Values (Abs)	UUC Reading (Abs)	Correction (Abs)	Uncertainty (Abs)	Coverage factor <i>k</i>
235	0.0000	0.0000	0.0000	0.0050	2.00
	0.7469	0.7435	0.0034	0.0057	2.00
257	0.0000	0.0000	0.0000	0.0050	2.00
	0.8674	0.8639	0.0035	0.0060	2.00
313	0.0000	0.0000	0.0000	0.0050	2.00
	0.2919	0.2907	0.0012	0.0051	2.00
350	0.0000	0.0000	0.0000	0.0050	2.00
	0.6430	0.6402	0.0028	0.0055	2.00

REPORT OF CALIBRATION

Certificate No. : SP24-018

Page 5 of 5

Wavelength Accuracy :

CRMs Values (nm.)	UUC Reading (nm.)	Correction (nm.)	Uncertainty (nm.)	Coverage factor <i>k</i>
241.72	242.0	-0.28	0.18	2.00
279.45	279.5	-0.05	0.18	2.00
287.81	287.9	-0.09	0.18	2.00
334.06	333.9	0.16	0.18	2.00
360.93	360.5	0.43	0.18	2.00
418.59	418.1	0.49	0.18	2.00
445.94	445.6	0.34	0.18	2.00
453.66	453.3	0.36	0.18	2.00
460.02	459.8	0.22	0.18	2.00
536.59	536.0	0.59	0.18	2.00
637.98	638.7	-0.72	0.18	2.00
431.38	430.8	0.58	0.18	2.00
472.50	472.4	0.10	0.18	2.00
513.47	513.7	-0.23	0.18	2.00
528.88	529.1	-0.22	0.18	2.00
573.17	573.5	-0.33	0.18	2.00
585.35	585.2	0.15	0.20	2.00
684.40	685.1	-0.70	0.18	2.00
740.72	741.4	-0.68	0.20	2.00
748.55	749.1	-0.55	0.18	2.00
807.03	807.3	-0.27	0.18	2.00
879.28	879.3	-0.02	0.18	2.00

Remark : - UUC = Unit Under Calibration

- N/A = Not Available

- The result expanded uncertainty of measurement U is stated as the standard uncertainty of measurement multiplied by the coverage factor k ,

which for a normal distribution corresponds to a coverage probability of approximately 95%

- * Indicates non TISI accredited

- End of Certificate -



TECHNOLOGY PROMOTION ASSOCIATION (THAILAND-JAPAN)
CORPORATE SERVICES 3: EQUIPMENT CALIBRATION AND TESTING SERVICES
534/4 PATTANAKARN ROAD SOI 18, SUANLUANG, SUANLUANG BANGKOK 10250
TEL. 0-2717-3000-29 FAX. 0-2719-9484



Cert. No.: 24TM303

Page : 1 of 3

Certificate of Calibration

Equipment : BOD Incubator

Manufacturer : Arco

Model : UC4-1320

Serial No. : 13URC4S013201

ID No. : UAE.WAO.015/2561

Submitted by : United Analyst and Engineering Consultant Co.,Ltd.
3 Soi Udomsuk 41, Sukhumvit Road,
Bangchak, Phrakhanong,
Bangkok 10260

Location : Lab Floor 2

Received Order : 10 February 2024

Calibration Date : 10 February 2024

Ambient Temperature : (26 ± 10) °C

Relative Humidity : (50 ± 30) %

Calibrated by : Tawatchai Pama

Approved by :


Approved Signatory

- () Pornthippa Tameyakul
(☒) Unnopphol Harachai
() Suwit Imjai

Issue Date : 19 February 2024

The Uncertainties are for a confidence probability of approximately 95%

This certificate may not be reproduced other than in full, except with the prior written
Approval of the head of Corporate Services 3 : Equipment Calibration and Testing Services.

เอกสารไม่ควบคุม



Equipment : BOD Incubator
Condition As-Received : Used Item
Reference : 2402-0234OC-1
Result of Calibration :- (*) Without Adjustment
Function of UUC* : Temperature Source
Fresh air setting : Not Available

Cert. No.: 24TM303

Page : 3 of 3

Calibration Point (°C)	UUC* Setting (°C)	UUC* Reading (°C)	Temperature stability (± °C)	Temperature uniformity (°C)	Overall Variation (°C)	Coverage Factor <i>k</i>
20.0	20.1	19.9	0.37	0.72	1.4	2

Calibration Point (°C)	Measured Temperature (°C)									Uncertainty (± °C)
	Position									
	1	2	3	4	5	6	7	8	9 (ref.)	
20.0	19.873	19.803	20.322	19.690	19.615	19.585	19.612	19.558	19.645	0.58

Average* : The average of 30 values in each position.

Temperature stability : One-half of the greatest maximum difference of measured temperature at any one sensor.

Temperature uniformity : The maximum difference of measured temperatures at any sensors and the measured temperature at the reference location which are observed at the same time or at as close an observation time as possible to determine the temperature pattern or homogeneity within the chamber under steady-state conditions.

Overall Variation : The Difference of the maximum and minimum measured temperatures throughout observation.

UUC* : Unit Under Calibration

Note : The reported uncertainty of measurement was included stability and excluded uniformity .

The reported uncertainty of measurement was based on a standard uncertainty multiplied by a coverage factor *k*, providing a level of confidence of approximately 95 %.

-o0o-

เอกสารไม่ควบคุม



Equipment : BOD Incubator
Condition As-Received : Used Item
Reference : 2402-0234OC-1

Cert. No.: 24TM303

Page : 2 of 3

Procedure Used :-

Calibration were conducted using calibration procedure CP-OT02 based on TLAS G-20 according to direct measurement method with Data Acquisition which connected with Resistance Temperature Detector (RTD).

The temperature scale used was based on ITS-90.

Condition of this result of calibration

1. Reference standard instrument:-

<u>Instrument</u>	<u>Serial No.</u>	<u>Cert. No.</u>	<u>Traceable</u>	<u>Due Date</u>
1) Data Acquisition	MY59003411	23LM208	TPA	27 Dec 2024

2. This certificate is valid only to the item calibrated on date and place of calibration.

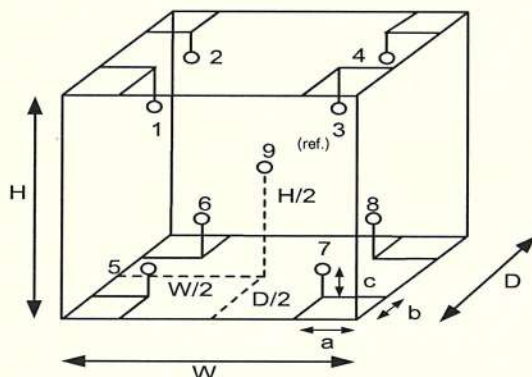
3. This certification is traceable to the International System of Unit.

Remark : TPA : Technology Promotion Association (Thailand - Japan)

Result of Calibration :- (*) Without Adjustment

Function of UUC* : Temperature Source

Fresh air setting : Not Available



Environment during calibration		
	Beginning	Finished
Temp. (°C)	28	31
REL.Humid. (%)	70	65
AC Supply (Volt)	233	234

Position :	Ref. Std. ID No.:
1	20RTD-2/1
2	20RTD-2/2
3	20RTD-2/3
4	20RTD-2/4
5	20RTD-2/5
6	20RTD-2/6
7	20RTD-2/7
8	20RTD-2/8
9 (ref.)	20RTD-2/9

Probe Installation Details :

a = 10 cm
b = 10 cm
c = 10 cm

Dimension of Chamber :

D = 0.62 m
W = 1.2 m
H = 1.2 m
Capacity = 0.89 m³

เอกสารไม่ควบคุม



TECHNOLOGY PROMOTION ASSOCIATION (THAILAND-JAPAN)
CORPORATE SERVICES 3 : EQUIPMENT CALIBRATION AND TESTING SERVICES

534/4 PATTANAKARN ROAD SOI 18, SUANLUANG, SUANLUANG BANGKOK 10250

TEL. 0-2717-3000 FAX. 0-2719-9484

Cert.No.: 24TW39

Page.: 1 of 2

Certificate of Testing

Equipment : DO Meter
Manufacturer : YSI
Model : 5100
Serial No. : 11B 101863
ID No. : UAE.WAO.004/2554
Received Date : 20 February 2024
Test Date : 21 February 2024
Reference : 2402-0629DSC-1
Submitted by : United Analyst and Engineering Consultant Co.,Ltd.
3 Soi Udomsuk 41, Sukhumvit Road, Bangchak,
Phrakhanong, Bangkok 10260
Laboratory Condition : Temperature (25 ± 5) °C
Humidity (50 ± 20) %
Test Procedure : In - house method : CP-CH9
by Comparison Technique with Azide Modification Method

Tested by : Walalak Sirithean

Approved by :

Approved Signatory

- () Pornthippa Tameyakul
() Unnopphol Harachai
(☒) Saithip Meangmai

Issue Date : 22 February 2024

เอกสารไม่ควบคุม



Cert.No.: 24TW39

Page.: 2 of 2

Condition of this result of calibration

1. Reference Standard Instruments :

This certification is traceable to the International System of Unit through the reference standards laboratory of Industrial Calibration Center, Technology Promotion Association (Thailand-Japan).

<u>Instruments</u>	<u>Serial No.</u>	<u>ID No.</u>	<u>Certificate No.</u>	<u>Due Date</u>
1. Burette	-	130BU10	23CG1172	22 Mar 2025
2. Balance	14233821	110RC001	23MM405	16 July 2024

2. Standard Material :-

<u>Material</u>	<u>Manufacturer</u>	<u>Lot.No.</u>	<u>Assay</u>
Sodium Thiosulfate pentahydrate	Merck	AM1763316	100.2%

Result : Dissolved Oxygen Meter Adjustment With Air 100 %

Dissolved Oxygen Probe No.: 22B100125

Titration Method (Azide Modification Method) (mg/L)	DO Meter Reading (mg/L)	Standard Deviation (mg/L)
8.20	8.19	0.0055

This report was certified only for the instrument we tested. It is allowable to use for study
Intend to use for advertising and referral purpose is prohibited. This report may not be reproduced
other in full, without written approval of the laboratory

-o0o-

เอกสารไม่ควบคุม


Certificate No. : HIT-2417-0568

Page : 1 of 2

CERTIFICATE OF CALIBRATION

Equipment :	COD Test Tube Heater		
Meter Model :	HI839800-02	Serial No. :	1147807
Tube Heater :	25 Vial Capacity	Resolution :	0.1°C
Temperature Range :	(-10 to 160)°C	Temperature of Reaction :	150°C
Manufacturer :	Hanna Instruments	Made in :	Romania
Condition As-Received :	Used Product	Reference :	RE240681
Ambient Temperature :	(25 ± 2)°C	Relative Humidity :	(50 ± 15)%RH
Customer name :	United Analyst and Engineering Consultant Co., Ltd. 3 Soi Udomsuk 41, Sukhumvit Rd., Bangchak, Phrakhanong, Bangkok 10260		
Received date :	22 April 2024		
Calibrate date :	23 April 2024		
Issue date :	25 April 2024		
Calibrated Location :	Hanna Instruments (Thailand) Ltd.		
Calibration Procedure :	This calibrator was conducted by using in-house: calibration procedure CP-04 by using certified reference standard instruments.		

Calibrated by : ☒ Mr. Pichit Petthong
☐ Mr. Channarong Soinak

Approved by :
Mr. Anan Suwanchaisakul

Authorized Signatory

 **HANNA**
Instruments
(Thailand) Limited

This certificate was certified only for the instrument we calibrated.

This result of calibration was found accurate on date and place of calibration only.

** This certificate may not be reproduced other than in full, except with the prior written **
approval of the head of Hanna Instrument (Thailand).

เอกสารไม่ควบคุม

Condition of this calibration result:

Reference Standard Instruments : This certification is traceable to the international unit of unit maintained through:

Instruments	Model	Serial No.	Certificate No.	Traceable
Data Acquisition Switch Unit	34970A	MY44065265	WK2307-164-1	WK Electric Co., Ltd.
Digital Thermo-Hygrometer	HT-771SD	AI.07155	24H41	Technology Promotion Association (Thailand-Japan).

Calibration Result:

Measurement Temperature Source Accuracy for COD Reactor.

Capacity (Vial)	Nominal Value (°C)	Average Value (°C)	Uncertainty of Measurement (±°C)
25 Vial	150.0	149.8	0.49

Unit : °C

(1A)	(2A)	(3A)	(4A)	(5A)
148.901	149.249	149.950	150.042	149.186
(1B)	(2B)	(3B)	(4B)	(5B)
149.724	149.578	149.852	150.100	150.117
(1C)	(2C)	(3C)	(4C)	(5C)
149.863	149.799	150.233	149.847	149.977
(1D)	(2D)	(3D)	(4D)	(5D)
149.550	149.666	149.958	149.744	149.819
(1E)	(2E)	(3E)	(4E)	(5E)
150.044	149.869	149.361	149.973	149.654

Figure: Shows the location of the temperature source.

The report uncertainty of measurement was based on a standard uncertainty multiplied by a coverage factor $k = 2$, providing a level of confidence of approximately 95%

** End of certificate **

Verification Certificate

Substitute for Certificate No.: 2402957-001-01
Certificate No.: 2402957-001-02
Client name: UNITED ANALYST AND ENGINEERING CONSULTANT CO., LTD.
Address: 3 Soi Udomsuk 41, Sukhumvit Road,
Bangchack, Prakhonong, Bangkok 10260

Page 1 of 4

Equipment: HEATING BLOCK DIGESTION
Manufacturer: FOSS
Model: 2520
Serial No.: 91794469
ID No.: UAE.WAS.011/2560
Order No.: 2402957
Operation No.: 2402957-001
Date of Receipt: 23 May 2024
Date of Calibration: 23-24 May 2024

Calibrated by Mr.Jerawut Prapawuttipong
Scientist

Approved by

(Mr.Pheraphat Tuanjit)

Manager, Division of Calibration Laboratory

Date of Issue: 18 June 2024

Responsible for the Technical Management Team

The uncertainties are for a confidence probability of approximately 95 %.

This Certificate is issued in accordance with the conditions of accreditation granted by the Thai Laboratory Accreditation scheme which has assessed the measurement capability of the laboratory and its traceability to recognized national standards and to the units of measurement realized at the corresponding national standards laboratory. This certificate may not be reproduced other than in full except with the prior written approval of the National Food Institute.

F-CS-011 Revision: 01 Date: 20-04-65



Verification Report

Certificate No.: 2402957-001-02

Equipment: HEATING BLOCK DIGESTION

Model: 2520 Serial No.: 91794469

Resolution: 1 °C ID No.: UAE.WAS.011/2560

Manufacturer: FOSS

Date of Calibration: 23-24 May 2024

Page 2 of 4

Location: UNITED ANALYST AND ENGINEERING CONSULTANT CO., LTD.

Environment Condition: Ambient Temperature (25 ± 3) °C

Relative Humidity (55 ± 15) %

Line Voltage (220 ± 10) Volt

Condition of this results of Calibration:

- This instrument was calibrated by insert standard thermocouples type R into its heating block digestion and compared to temperature obtained from reference standards thermometer at calibrated point.
 - The temperature scale used was based on ITS - 90 .
 - All data show below were final values and the initial data may be obtained upon request.
- Reference Standard Instrument :

Instrument	Model	Serial No.	Certificate No.	Due Date	Through
Digital Thermometer with Thermocouple	34970A	MY44045576/MY41194453	TC23/0048	2-Jun-2024	N.M. Technical Center Laboratory
	Type R	TC#101-103 / CH#101-103			

- This certificate is traceable to international system of units (SI Units).
- This certificate was certified only for the instrument we calibrated.
- This result of calibration was found accurate as shown on date and place of calibration only.
- Condition of Calibrated item : Good

UUC* Description

Time of Record - Hour 30 Minute At 380 °C

7. Result of Calibration : ☒ Without adjustment ☐ After adjustment



Verification Report

Certificate No.: 2402957-001-02
Equipment: HEATING BLOCK DIGESTION
Model: 2520 Serial No.: 91794469
Resolution: 1 °C ID No.: UAE.WAS.011/2560
Manufacturer: FOSS

Date of Calibration: 23-24 May 2024

Page 3 of 4

Calibration point: 380 °C

Calibration result:

Reporting of Temperature

Block No.	UUC* Setting (°C)	UUC* Reading (°C)	Stability (±°C)	Standard Thermometer (°C)	Uncertainty (±°C)
1	380	380	0.96	378.86	2.1
2	380	380	0.40	378.41	2.1
3	380	380	1.18	378.94	2.1
4	380	380	0.44	377.64	1.6
5	380	380	0.11	377.75	1.6
6	380	380	0.14	378.35	1.6
7	380	380	1.17	377.09	2.1
8	380	380	0.33	377.08	2.1
9	380	380	0.14	376.61	2.1
10	380	380	0.96	377.74	2.1
11	380	380	0.40	377.17	2.1
12	380	380	1.18	377.71	2.1
13	380	380	0.44	379.07	1.6
14	380	380	0.11	379.19	1.6
15	380	380	0.14	379.78	1.6
16	380	380	1.17	378.74	2.1
17	380	380	0.33	378.74	2.1
18	380	380	0.14	378.27	2.1
19	380	380	0.96	379.53	2.1
20	380	380	0.40	378.96	2.1

Note:

- UUC* = Unit Under Calibration
- Immersion depth of standard thermometer in tube level high of sand is equal heater plate of UUC.
- Stability = One-half of the greatest maximum difference of measured temperatures at one sensors, for at least half an hour after reaching steady state.



F-CS-012 Revision: 01 Date: 20-04-65



Verification Report

Certificate No.: 2402957-001-02

Equipment: HEATING BLOCK DIGESTION

Model: 2520 Serial No.: 91794469

Resolution: 1 °C ID No.: UAE.WAS.011/2560

Manufacturer: FOSS

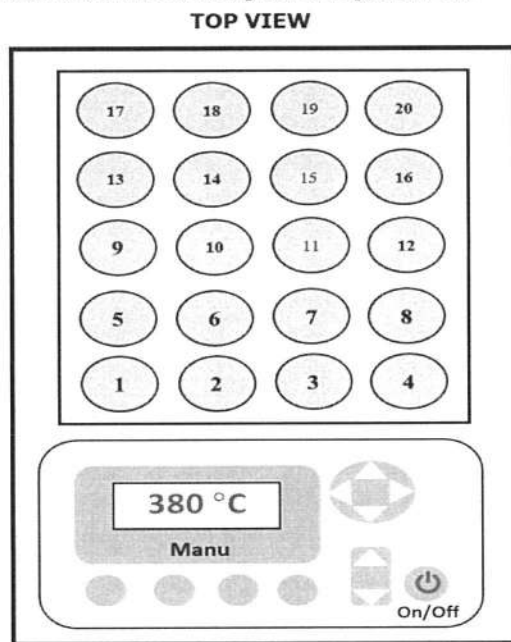
Date of Calibration: 23-24 May 2024

Calibration point: 380 °C

Calibration result: Continued

Page 4 of 4

Figure 1. Location of Reference Standard and Block Diagram of Digestion Unit



Sensor Installation Location

Remark: Edited Date of Calibration from 23-24 May 204 to 23-24 May 2024.

Note:

- UUC* = Unit Under Calibration
- Immersion depth of standard thermometer in tube level high of sand is equal heater plate of UUC.
- Stability = One-half of the greatest maximum difference of measured temperatures at one sensors, for at least half an hour after reaching steady state.

The report uncertainty of measurement was based on standard uncertainty multiplied by coverage factor $k=2$, providing a level of confidence of approximately 95 %.

----- End -----

F-CS-012 Revision: 01 Date: 20-04-65

FOSS

Customer Service Report

FOSS South East Asia
3388 Sirinrat Building, 25th – 26th Floor, Unit No. 3388/90,
Rama IV Road, Klongton , Klongtoey, Bangkok, Thailand 10110

Report No:

9810

Date:

9 Feb 2024

Customer:

UAE

Address:

BANGKOK

Instrument:

KT200

Serial:

91790524

Hours

Travel To Customer

Start

08:00

1hr

Finish

09:30

Labour

09:30

12:00

2hrs

Travel From Customer

14:30

16:30

2hrs

Job Type

Application		Special		Standard			
Normal	x	Courtesy Visit	x	Installation	x	Training	x
Distributor	x	PMA Onboarding	x	Quote	x	In House	x
Internal	x	Warranty	x	Repair	x	PM	x
Digital Service	x	Sales Support	x	Remote	x	Other	x

PO/Quote Number:

if applicable

PMA Type

FOSScare

if applicable

Contract No.

if applicable

Details of Work / Test

Condition / Status

# PM KT200	
- ตรวจสอบการทำงานของ PM	
- ตรวจสอบเวลา 3 min 100 ml	
- Alkaline 30 ml - 80 ml	
- ตรวจสอบ PM kit	
- ตรวจสอบหน้าจอ	
# ตรวจสอบ SOLPH Head - ตรวจสอบหน้าจอ 2 หน้าจอ	
10000725 SOLPH head complete 1 PC	
Instrument Ready for Use	OK
	Not OK
	If not OK - Comment

Part No:	Batch	Description	Qty
10009965	14.12.2020	FOSS PM kit kt200 lejelit Annalysw 2100	1

I confirm this report is accurate and complete

Signed FOSS

[Signature]

Signed Customer

[Signature]

Name

Name

Would you be willing to participate in a brief survey in order to tell us how we performed?

Email

เอกสารไม่ควบคุม

FOSS

Customer Service Report

FOSS South East Asia
3388 Sirinrat Building, 25th – 26th Floor, Unit No. 3388/90,
Rama IV Road, Klongton , Klongtoey, Bangkok, Thailand 10110

Report No:

9810

Date:

9 Feb 2024

Customer:

UAE

Address:

BANGKOK

Instrument:

KT200

Serial:

91790524

Hours

Travel To Customer

Start

08:00

1hr

Finish

09:30

Labour

09:30

12:00

2hrs

Travel From Customer

14:30

16:30

2hrs

Job Type

Application		Special		Standard			
Normal	x	Courtesy Visit	x	Installation	x	Training	x
Distributor	x	PMA Onboarding	x	Quote	x	In House	x
Internal	x	Warranty	x	Repair	x	PM	x
Digital Service	x	Sales Support	x	Remote	x	Other	x

PO/Quote Number:

if applicable

PMA Type

FOSScare

if applicable

Contract No.

if applicable

Details of Work / Test

Condition / Status

# PM KT200	
- ตรวจสอบการทำงานของ PM	
- ตรวจสอบเวลา 3 min 100 ml	
- Alkaline 30 ml - 80 ml	
- ตรวจสอบ PM kit	
- ตรวจสอบหน้าจอ	
# ตรวจสอบ SOLPH Head - ตรวจสอบหน้าจอ 2 หน้าจอ	
10000725 SOLPH head complete 1 PC	
Instrument Ready for Use	OK
	Not OK
	If not OK - Comment

Part No:

Batch

Description

Qty

10009965	14.12.2020	FOSS PM kit kt200 เกล็ด Analyser 2100	1

I confirm this report is accurate and complete

Signed FOSS

[Signature]

Signed Customer

[Signature]

Name

Name

Would you be willing to participate in a brief survey in order to tell us how we performed?

Email

เอกสารไม่ควบคุม

PinAAcle 900F Preventive Maintenance Report

Company Name:

Instrument Location:


Instrument Serial No.:

Date:

เอกสารไม่ควบคุม

PinAAcle 900F Preventive Maintenance (PM)

Company Name:			
Address (Instrument Location):			
Serial Number:		PM Number:	
Customer Name (if applicable):		Telephone Number:	
Customer Support Engineer Name:		Service Order Number:	
Date PM Performed: (DD-MMM-YYYY)		Next PM Due Date: (DD-MMM-YYYY)	
Standard Labor Hours to Complete PM :	5 hours		

Part Number	Release	Publication Date	
09370145 Rev.9	A	January 2018	

Scope

The purpose of this PM is to ensure the continued functionality of the PinAAcle 900F by inspecting and replacing any worn or damaged parts. This service should only be performed by a trained representative of PerkinElmer.

The customer should save their method before the PM begins.

General Instructions:

The customer must provide the engineer operational data to demonstrate recent instrument performance prior to starting the PM.

Always check with the customer before making any changes that may affect the customer's analysis or calibration, including a current back-up of system software and/or data files.

The completed document should be signed by an authorized PerkinElmer and customer representative and left with the customer.

Update the PM sticker and instrument logbook as required.

Copyright Information

This document contains proprietary information that is protected by copyright. All rights are reserved.

No part of this publication may be reproduced in any form whatsoever or translated into any language without the prior, written permission of PerkinElmer, Inc.

Copyright © 2013 PerkinElmer, Inc.

Trademarks

Registered names, trademarks, etc. used in this document, even when not specifically marked as such, are protected by law. PerkinElmer is a registered trademark of PerkinElmer, Inc. All other trademarks and registered trademarks not owned by PerkinElmer, Inc. or its subsidiaries that are depicted herein are the property of their respective owners. **Except as specifically set forth in its terms and conditions of sale, PerkinElmer makes no Warranty of any kind with regard to this document, including, but not limited to, the implied warranties of merchantability and fitness for a particular purpose.**

PerkinElmer shall not be liable for incidental or consequential damages in connection with the furnishing or use of this document.

Component List

Component / Specific Model	Serial #	Configuration Notes

Parts Lists

Parts Included with the PM		
Part Number (if applicable)	Description	Quantity
B0501696	Fan Filters	
N3160156	O-Ring Kits for Sampling Introduction (Stainless Steels Nebulizer)	
N3160157	O-Ring Kits for Sampling Introduction (Plastic Nebulizer)	
N9301714	Replacement Acetylene Filter Cartridge	
TH001022	Replacement Air Filter Cartridge	

Additional Reagents and Standards Required for PM				
Part Number (if applicable)	Description	Quality	Batch/Lot #	Expired Date (MM/YY)
N9300183	1000 mg/L Copper Standard	AR		

Additional Reagents and Standards Required for PM (Customer Support Solution)				
Part Number (if applicable)	Description	Quantity	Batch/Lot #	Expiration Date (MM/YY)
N/A	DI Water	250 ml.	AR	AR
N/A	0.5% HNO ₃	250 ml.	AR	AR

Additional Tools Required for PM			
Part Number (if applicable)	Description	Quantity	Serial #
N1013000	0.2A Neutral density filter	1	
N1013002	1.0A Neutral density filter	1	
03030997	System 2 EDL Driver	1	
N3050605	As System 2 EDL	1	
N3050121	Cu Lumina HCL	1	
N3050109	Ba Lumina HCL	1	
N3050139	K Lumina HCL	1	
N3050152	Ni Lumina HCL	1	

Procedure Checklist

Use (✓) to check off those steps in the checklist that have been completed.

1. General:

- ☐ Review the instrument performance with the customer and document any recent problems.
- ☐ Inspect the customer log book and make any appropriate PM entries.
- ☐ Perform general inspection of system for cleanliness.

2. PC Instrument Software:

- ☐ Instrument Software user files/databases archived, packed, and/or deleted as needed.

3. Mechanical:

- ☐ Inspect and clean all fans and filters. Replace filters if necessary
- ☐ Inspect all gas lines for leaks and/or wear. Replace if needed.
- ☐ Clean exterior of the instrument.
- ☐ Inspect the burner head, burner chamber, and nebulizer. Clean if needed as stated in the Hardware Guide.
- ☐ Check burner head dimensions with the feeler gauge as stated in the Hardware Guide in the Maintenance chapter section on cleaning the burner head and checking sloth width. Replace if out of specification
- ☐ Check the condition of the end cap, burner head, and nebulizer O-rings. Replace if necessary.
- ☐ Check the drain system for signs of wear. Replace worn or damaged parts.
- ☐ Visually check for proper flame conditions when igniting the Air-C₂H₂ and N₂O-C₂H₂ flames (if applicable).

4. Electrical:

- ☐ Inspect PC boards. Clean if necessary.
- ☐ Carefully check all internal and external cable connections.
- ☐ Check instrument firmware revisions upgrade to current levels (if necessary)
- ☐ Run Diagnostics Test within the Advanced function of the Spectrometer page. Check the results in the service log folder in the Spectrometer BM Log Viewer.

5. Optics:

- ☐ Inspect and clean the sample compartment windows, if needed.
- ☐ Inspect optics. Clean or replace if necessary,

6. Gasses:

- ☐ Verify that the Gasses supplied to the instrument are within the pressure and purity specifications found in the PinAAcle 900 Series Pre-installation Checklist SDB.
- ☐ Verify that the acetylene filter and air filter element is dry. Replace if necessary.

7. Flame Interlock Check:

Description: Check to ensure that all safety interlocks are closed.

Parameter	Specification	Test Results	Pass/Fail
Flame Sensor	Air/C ₂ H ₂ Flame correctly shuts down		
Drain Sensor	Air/C ₂ H ₂ Flame correctly shuts down		
Nebulizer Sensor	Air/C ₂ H ₂ Flame correctly shuts down		
C ₂ H ₂ Pressure Sensor	Air/C ₂ H ₂ Flame correctly shuts down		
Air Pressure Sensor	Air/C ₂ H ₂ Flame correctly shuts down		
Burner Head Sensor	Choosing Nitrous Oxide as the oxidant should trigger an interlock shuts down		

8. After PM Performance tests:

8.1 Detector Linearity with Barium

Description: Ensures that the detector is linear in the Visible Range.

Parameter	Specification	Certificate Value at 553.6 nm (Abs.)	Test Results	Pass/Fail
1.0 A ND Filter	± 5% from Cert.			
0.2 A ND Filter	± 5% from Cert.			

8.2 Baseline Noise at 1.0 Absorbance with Barium

Description: Ensures that a high absorbance will not produce excessive noise.

Parameter	Specification	Results	Pass/Fail
Standard Deviation	≤ 0.010		

8.3 AA Baseline Noise with Copper

Description: Check baseline noise.

Parameter	Specification	Results	Pass/Fail
Standard Deviation	≤ 0.001		

8.4 D₂ Background Compensation with Copper

Description: Verifies the instruments ability to compensate for Background absorption.

Parameter	Specification	Results	Pass/Fail
Standard Deviation	≤ 0.010		

8.5 AA-BG Baseline Noise with Copper

Description: Ensures that background correction does not produce excessive noise.

Parameter	Specification	Results	Pass/Fail
Standard Deviation	≤ 0.005		

8.6 AA-BG Baseline Noise with Arsenic

Description: Ensures that background correction does not produce excessive noise at a low wavelength.

Parameter	Specification	Results	Pass/Fail
Standard Deviation	≤ 0.005		

8.7 Flame Sensitivity

Description: Instrument Sensitivity checked against Copper standard.

Standard Copper Sensitivity	Specification	Results (Abs.)	Pass/Fail
5 mg/L Sensitivity SS Neb (if applicable)	> 0.250 Abs.		
2 mg/L Sensitivity HS Neb (if applicable)	> 0.250 Abs.		

10. Review:

- ☐ Review with the customer PM work performed.
- ☐ Review with the customer routine maintenance procedures.
- ☐ Discuss recommended customer supplied materials to have on hand.
- ☐ Attach PM sticker.

Additional Comments

Additional Comments Regarding the PM

Review

The preventive maintenance checks and if applicable performance tests for PinAAcle 900F have been completed.

This PinAAcle 900F Passes ☐ Fails ☐ the preventive maintenance.

Review of Preventive Maintenance:

Authorized PerkinElmer Representative:

Chayanon R.

Date:

(DD-MMM-YYYY)

Authorized Customer Representative:

สุวิมล ใจดี

Date:

(DD-MMM-YYYY)

Agilent CrossLab Start Up Services

Agilent 5100 5110 ICP-OES Preventive Maintenance



Agilent Preventive Maintenance provides factory recommended service for your analytical instruments to assure reliable operation and the accuracy of your results

Delivered by highly trained and certified service engineers using genuine Agilent parts and supplies, Agilent Preventive Maintenance provides what you need to reduce unplanned downtime and keep your systems operating at their peak performance.

This checklist is used as a guide for completing the preventive maintenance tasks. A signed copy of this checklist is provided for your records.

Introduction

Customer Information

- Customers should provide all necessary operating supplies upon request of the engineer.
- A customer representative should be available to the engineer while performing the preventive maintenance procedures. Customers are responsible for regular maintenance and are encouraged to observe the service representative.
- Any parts not included in the Parts Lists section of this document are not part of the recommended Preventive Maintenance service nor are they included in the price of this service.
- If a system requires the use of extra or special procedures and/or parts for the maintenance service, then these must be ordered separately and charged as a repair, which may incur additional costs.
- For customers using HF applications, the instrument should be returned to its standard sample introduction system.

Important Customer Web Links

- To access **Agilent University**, visit <http://www.agilent.com/crosslab/university/> to learn about training options, which include online, classroom and onsite delivery. A training specialist can work directly with you to help determine your best options.
- To access the **Agilent Resource Center** web page, visit <https://www.agilent.com/en-us/agilentresources>. The following information topics are available:
 - Sample Prep and Containment
 - Chemical Standards
 - Analysis
 - Service and Support
 - Application Workflows
- The **Agilent Community** is an excellent place to get answers, collaborate with others about applications and Agilent products, and find in-depth documents and videos relevant to Agilent technologies. Visit <https://community.agilent.com/welcome>
- Videos about specific preparation requirements for your instrument can be found by searching the **Agilent YouTube** channel at <https://www.youtube.com/user/agilent>
- **Need to place a service call?** [Flexible Repair Options | Agilent](#)

Service Engineer's Responsibilities

- Contact the customer and ensure that all necessary supplies are available before the preventive maintenance visit.
- Only select those pages that relate to the system or module being serviced.
- Complete empty fields with the relevant information.
- Complete the relevant checkboxes in the checklist using either a "X" or tick mark "✓".
- Check **"Service not applicable"** check boxes to indicate services/tasks not delivered, as appropriate.
- Complete the Preventive Maintenance services in the most logical order relevant to the individual system service in the order of the tasks listed.
- Complete the **Service Review** section together with the customer.
- Complete the fields for page numbers at the foot of each selected page
- Add relevant page numbers to selected pages and complete the total number of pages field in the Service Completion section
- **Ask the customer to sign the Service Verification section including the customer's and your signature.**

Instrument Maintenance

System Information

- ☐ Check this box if an instrument configuration report is attached instead of completing the table.

Instrument System Name and ID	5110 VDV ICP-OES
Instrument System Site and Location	United Analyst and Engineering Consultant

List System Component Product Numbers	List the Serial Numbers of each Component
1. G 8015A	MY 18030001
2.	
3.	
4.	
5.	
6.	
7.	
8.	
9.	

ICP-OES Configuration Table	Circle the type or write in the type if other
Nebulizer Type	SeaSpray <u>OneNeb</u> Conikal Other
Spray Chamber	Cyclonic Single Pass <u>Cyclonic Double Pass</u> Other
Torch	Radial <u>Dual View</u> Other
Torch Type	One Piece <u>Semi Demountable</u> Fully Demountable Other
Injector Diameter	2.4mm <u>1.8mm</u> 1.4mm 0.8mm Other
Injector Material	<u>Quartz</u> Ceramic Other

Preparation

- ☒ Discuss any specific issues with the customer before starting.
- ☒ Review the instrument logbook for recorded problems and comments.
- ☒ Save instrument control settings before starting the procedure.
- ☒ Perform a general inspection of the system for cleanliness.
- ☒ Check for proper installation of parts, assemblies, sensors etc.
- ☒ Check system for required installation of components and implementation of Service Notes
- ☒ Check for required firmware/software updates and verify with customers if they would like them installed.
- ☐ For HF application systems, if standard sample introduction system was not installed, ask the customer to install it. *ป.18*
- ☒ Ask the customer to remove any samples from the ICP-OES sample introduction area, auto sampler or around the ICP-OES.

Preventive Maintenance Procedures

Record Pre-PM instrument performance

- ☒ Run Instrument Performance test.
- ☒ Record results in Instrument Performance Test Results Table – Pre-PM.

Clean and inspect ICP-OES system

- ☒ Look for any obvious external damage or problems.
- ☒ Inspect water cooling hoses, gas lines and power cord for excessive wear or damage.
- ☒ Perform a general internal inspection of the system for excessive dust accumulation, clean if necessary.
- ☒ Inspect sample introduction components and record any required maintenance in the Service Engineer Comments and notify the customer as the required actions required.
- ☒ Record the instrument operating conditions in the ICP-OES Status Results Table.
- ☒ Replace the polychromator purge filter.
- ☒ Replace the radial pre-optics window
- ☒ Replace the axial pre-optics window for SVDV and VDV instruments.
- ☒ Check exhaust flow for the correct positive extraction at the exhaust duct to insure they meet minimum specifications.
- ☒ Replace air inlet dust filter.
- ☐ Replace high capacity air inlet dust filter element if installed. N/A
- ☒ Remove and clean instrument water inlet filter.

Agilent Water Recirculator

- ☐ **Service not applicable**
- ☒ Drain cooling fluid and remove any particles from the chiller reservoir
- ☒ Remove, clean and reinstall water inlet metal mesh filter if present.
- ☒ Re fill with Agilent Cool Clear cooling fluid.
- ☒ Clean the cooling system Air filter and the condenser.

SPS 3 Auto Sampler

- ☒ **Service not applicable**
- ☐ Power cycle the autosampler and verify successful initialization.
- ☐ Inspect X and Z axis belts for wear. Replace is necessary.
- ☐ Clean X and Z axis slide shafts.
- ☐ Using customer's racks and the Agilent software move the sample probe to the 4 outermost corners and rinse port, ensure that the probe is approximately centered in the vial.

SPS 4 Auto sampler

- ☒ **Service not applicable**
- ☐ Clean the spill tray, rack location mat, end frames and chassis with a damp soft cloth and diluted mild detergent.
- ☐ Clean the auto sampler cover panels, if cover kit is installed, with domestic window cleaner.
- ☐ Check the X-axis and Z-axis drive belts for cracks, splits, damaged teeth, excessive fraying, color changes or degradation from fumes.
- ☐ Check the X-axis, Theta-axis and Z-axis FFC cables for cracks, incorrect positioning, damaged edges or damaged connectors.
- ☐ Pump Tubing Replacement. Replace peristaltic pump tubing. Replace all tubing that goes from the rinse station to the pump and from the pump to the waste/rinse bottles
- ☐ Test using customer's tray and move the sample probe to the sample vial 1, wash vial and rinse port and ensure that the probe is centered in the vial. If not use calibration wizard and calibrate the position.

AVS 4, 6, 7 Advanced Valve System

- ☒ **Service not applicable**
- ☐ Replace valve rotor seal
- ☐ Check fittings for signs of leaks
- ☐ Check tubing including autosampler tubing for kinks or excessive wear
- ☐ Check high flow pump for signs of leaks

ICP-OES adjustment

- ☒ Check position of Zn peak, adjust if required.
- ☒ Check Argon Ratio, adjust to specified value if required.
- ☒ Perform Detector Calibration.
- ☒ Perform Instrument Calibration.

Record Post-PM instrument performance

- ☒ Run Instrument Performance test.
- ☒ Record results in Instrument Performance Test Results Table - Post PM.
- ☒ For systems using ICP Expert version 7.3 and above, run the following Instrument tests
 - ☒ Subsystem Communications Test
 - ☒ Air Flow
 - ☒ Water Flow
 - ☒ Gas Flows
 - ☒ RF Generator
 - ☒ Camera Test
 - ☒ Optics Test
 - ☒ Nebulizer Test
- ☒ Record the result in the Instrument Test Results Table

Restore Instrument

- ☐ For HF applications, ask the customer to reinstall their sample introduction system. N/A
- ☒ Leave system in an idle state: on and purging.
- ☒ Guidance: If the PM service is performed prior to a qualification service, then use the qualification procedure as a guide for final instrument set up and checkout.

Service Review

- ☒ Attach available reports/printouts of all tests to this documentation.
- ☒ Record the Preventive Maintenance service activity in the customer's records/logbook.
- ☒ Record the PM event in the Smart Alerts logbook, if applicable.
- ☒ Update/reset instrument maintenance counters as appropriate.
- ☒ Affix the PM sticker to the system or instrument logbook based on the customer's request.
- ☒ Complete the Service Engineer Comments section if there are additional comments.
- ☒ Review this service, parts replaced, and test results obtained with the customer.
- ☒ If the instrument firmware was updated, record the details of the change in the Service Engineer's Comments box. Systems in a compliant environment may need additional documentation.
- ☒ **Complete the Signature Page with both Service Engineer and Customer signatures.**

Test Results

Instrument Performance Test Results Table

Note: These measurements do not form part of any specification and are for reference only.

	Pre PM Sensitivity Check		Post PM Sensitivity Check	
	Radial	Axial *	Radial	Axial*
Zn 213.857 nm SRBR	1500.8	2217.4	4124.8	6965.9
Mn 257.610 nm SRBR	3915.0	7492.2	13017.8	31121.6
Al 396.152 nm SBR	7.7	10.7	9.7	21.1
K 766.491 nm SBR	5.7	28.1	4.8	45.3

* Axial result is not applicable for G8016AA, G8012AA Radial View instruments.

Instrument Test Results Table

Note: The Instrument Test results are for systems using ICP Expert version 7.3 and above only.

Instrument Test	Result
Subsystem Communications Test	Pass
Air Flow	Pass
Water Flow	Pass
Gas Flows	Pass
RF Generator	Pass
Camera Test	Pass
Optics Test	Pass
Nebulizer test	Pass

ICP-OES Status Results Table

Note: These measurements do not form part of any specification and are for reference only.

Measurement	Standby Mode		Plasma On	
Mains Voltage	231.411	VAC	226.871	VAC
Mains Current	0.081	A	0.105	A
Instrument Temperature	22.1	°C	23.5	°C
RF Air Flow (sensor speed)	14.0	Hz	19.0	Hz
Plasma Exhaust Temperature	No measurement		63.8	°C
Water Flow Oscillator	No measurement		1.34	L/min
Water Flow Detector	0.86	L/min	0.81	L/min
Water Inlet Temperature	19.7	°C	19.7	°C
Polychromator Temperature	35.0	°C	35.0	°C
CCD Temperature	-40.1	°C	-39.8	°C
Thermal Stabilizer	35.0	°C	35.0	°C
Argon Supply Pressure	648.92	kPa	591.55	kPa
Purge Gas Supply Pressure*1	646.66	kPa	612.41	kPa
Option Gas Supply Pressure*1	-	kPa	-	kPa
Nebulizer Flow	No measurement		0.70	L/min
Nebulizer Back Pressure	No measurement		158.43	kPa
Plasma Gas Flow	No measurement		11.91	L/min
Auxiliary Gas Flow	No measurement		1.00	L/min
RF Power	No measurement		1204.7	W
RF Supply Current	No measurement		7.858	A
RF Supply Voltage	No measurement		204.417	V

*1 If option installed

Consumed PM Parts

Part Description	Part Number	Product or Model# where used	Quantity consumed
Axial Pre-Optic Window	G8010-68014	G8010A, G8011A, G8014A/G8015A	1
Radial Pre-Optic Window	G8010-68015	All	1
Agilent Cool Clear Coolant Fluid	5799-0037	Agilent Water Recirculator	-
Purge Gas Filter	G8010-60136	All	1
Air inlet filter	G8000-68002	All	1
High Capacity Air Filter	G8010-60189	Optional	-
Rotor seal for 6-7 port valve for AVS6/7	G8494-60002	G8494A/G8495	-
Rotor seal for 4 port valve for AVS4	G8493-60002	G8493A	-
Rinse solution to rinse station 2.5mm id x 1m	G8410-80123	SPS 4	-
Barb connector 2.5mm-1.5mm ID	G8410-80124	SPS 4	-
PVC waste tubing, 8mm od x 5mm id, 2m	G8410-80122	SPS 4	-
Additional Parts may be required from engineer's stock:			
X axis drive belt	5410047500	SPS 3	-
Z axis drive belt	5410047400	SPS 3	-
Peristaltic pump tubing, PVC SolvaFlex, 3 bridged,	3710049000	SPS 4	-

Consumed Parts Reference (Purchased by customer, not included as part of PM)

☒ Section Not Applicable.

Part Description	Part Number	Product or Model# where used	Quantity consumed

Signature Page

Service Engineer Comments (optional)

If there are any specific points you wish to note as part of performing the installation or other items of interest for the customer, please write in this box.

Service Verification

Service Request Number:

6007197100

Service Engineer Name:

Kanyakorn S.

Service Engineer Signature:

Kanyakorn S.

Total number of pages in this document:

14

Date Service Completed:

04 Nov 2024

Customer Name:

Aphorn Onkong

Customer Signature:

Aphorn Onkong

Report Summary

Instrument Model	Agilent 5100/5110 VDV ICP-OES
Instrument ID	G8011A/G8015A
Instrument Serial Number	MY18030001
Software Version	7.3.1.9507
Firmware Version	3442
Tested By	Pre Test_PM_Kanyakorn S.
Test Completed On	11/4/2024 9:19:10 AM

Result Summary

Subsystem Communications Test	Skipped
Air Flow Test	Skipped
Water Flow Test	Skipped
Gas Flows Test	Skipped
RF Generator Test	Skipped
Camera Test	Skipped
Optics Test	Skipped
Advanced Valve System Test	Skipped
Resolution Test	Pass
Sensitivity Test	Fail
Precision Test	Pass

Resolution Test**Pass**

Element Wavelength	Specification	Width
N (174.213 nm)	≤ 9.40	6.98
As (188.980 nm)	≤ 8.20	6.17
C (193.027 nm)	≤ 11.50	8.30
Mo (202.032 nm)	≤ 8.20	6.38
Cr (206.158 nm)	≤ 13.40	8.98
Zn (213.857 nm)	≤ 8.70	6.60
Pb (220.353 nm)	≤ 9.50	7.09
Co (228.615 nm)	≤ 17.20	11.67
Ba (230.424 nm)	≤ 9.40	7.20
Mn (257.610 nm)	≤ 13.30	9.43
Mn (260.568 nm)	≤ 20.30	14.11
Cr (267.716 nm)	≤ 11.00	8.04
Cu (324.754 nm)	≤ 25.00	18.97
Cu (327.395 nm)	≤ 14.20	11.23
Sr (338.071 nm)	≤ 33.50	24.30
Ba (455.403 nm)	≤ 44.00	33.47
Sr (460.733 nm)	≤ 36.00	17.23
Ba (493.408 nm)	≤ 36.00	25.37
Ba (614.171 nm)	≤ 42.00	25.54
Ar (675.283 nm)	≤ 74.00	56.51
K (766.491 nm)	≤ 80.00	65.86

Sensitivity Test**Fail****Radial**

Element Wavelength	Specification	Method	Ratio	Standard	Blank
As (188.980 nm)	≥ 46.0	SRBR	104.1	793.0	50.8
Se (196.026 nm)	≥ 41.0	SRBR	87.6	862.0	79.7
Zn (213.857 nm)	≥ 1421.0	SRBR	1500.8	41823.3	749.0
Pb (220.353 nm)	≥ 46.0	SRBR	170.7	2432.0	174.9
Mn (257.610 nm)	≥ 3518.0	SRBR	3915.0	264700.2	4420.0
Al (396.152 nm)	≥ 3.4	SBR	7.7	48454.6	5563.2
Ba (493.408 nm)	≥ 34.0	SBR	45.9	1966719.7	41903.8
K (766.491 nm)	≥ 1.8	SBR	5.7	99038.2	14687.7

Axial

Element Wavelength	Specification	Method	Ratio	Standard	Blank
As (188.980 nm)	≥ 208.0	SRBR	126.5	1498.8	119.0
Se (196.026 nm)	≥ 159.0	SRBR	112.0	1773.6	197.8
Zn (206.200 nm)	≥ 234.0	SRBR	466.0	6784.2	199.7
Zn (213.857 nm)	≥ 1743.0	SRBR	2217.4	95597.6	1789.7
Cd (214.439 nm)	≥ 4227.0	SRBR	1919.3	68724.6	1236.4
Pb (220.353 nm)	≥ 320.0	SRBR	332.6	7929.5	499.0
Mn (257.610 nm)	≥ 10625.0	SRBR	7492.2	991238.3	16911.7
Cr (267.716 nm)	≥ 1048.0	SRBR	2254.6	129706.6	3150.9
Cu (324.754 nm)	≥ 19.0	SBR	26.9	290746.3	10407.5
Al (396.152 nm)	≥ 6.0	SBR	10.7	211329.2	18005.0
Ba (493.408 nm)	≥ 60.0	SBR	49.3	6956460.4	138336.9
K (766.491 nm)	≥ 24.0	SBR	28.1	1395190.2	47996.2

Precision Test**Pass****Radial**

Element Wavelength	Specification	Measured Value % RSD
As (188.980 nm)	≤ 2.60	0.73
Se (196.026 nm)	≤ 2.60	0.95
Zn (213.857 nm)	≤ 1.50	0.31
Pb (220.353 nm)	≤ 2.60	0.73
Mn (257.610 nm)	≤ 1.50	0.39
Al (396.152 nm)	≤ 1.50	0.39
Ba (493.408 nm)	≤ 1.50	0.87
K (766.491 nm)	≤ 1.50	0.32

Axial

Element Wavelength	Specification	Measured Value % RSD
As (188.980 nm)	≤ 1.50	1.21
Se (196.026 nm)	≤ 1.50	0.84
Zn (206.200 nm)	≤ 1.50	0.56
Zn (213.857 nm)	≤ 1.50	0.96
Cd (214.439 nm)	≤ 1.50	0.26
Pb (220.353 nm)	≤ 1.50	0.51
Mn (257.610 nm)	≤ 1.50	0.97
Cr (267.716 nm)	≤ 1.50	0.22
Cu (324.754 nm)	≤ 1.50	0.24
Al (396.152 nm)	≤ 1.50	0.33
Ba (493.408 nm)	≤ 1.50	0.40
K (766.491 nm)	≤ 1.50	0.65

Report Summary

Instrument Model	Agilent 5100/5110 VDV ICP-OES
Instrument ID	G8011A/G8015A
Instrument Serial Number	MY18030001
Software Version	7.3.1.9507
Firmware Version	3442
Tested By	Post Test_PM_Kanyakorn S.
Test Completed On	11/4/2024 11:07:24 AM

Result Summary

Subsystem Communications Test	Pass
Air Flow Test	Skipped
Water Flow Test	Skipped
Gas Flows Test	Skipped
RF Generator Test	Skipped
Camera Test	Skipped
Optics Test	Pass
Advanced Valve System Test	Skipped
Resolution Test	Pass
Sensitivity Test	Fail
Precision Test	Pass
Subsystem Communications Test	Pass

Optics Test

Pass

	Radial	Axial
Intensity	3184054	3177175
Wavelength	737.212	737.212

Resolution Test		Pass
Element Wavelength	Specification	Width
N (174.213 nm)	≤ 9.40	6.97
As (188.980 nm)	≤ 8.20	6.14
C (193.027 nm)	≤ 11.50	8.33
Mo (202.032 nm)	≤ 8.20	6.33
Cr (206.133 nm)	≤ 13.40	9.06
Zn (213.837 nm)	≤ 8.70	6.70
Pb (220.353 nm)	≤ 9.50	7.03
Co (228.615 nm)	≤ 17.20	11.72
Ba (230.424 nm)	≤ 9.40	7.32
Mn (257.610 nm)	≤ 13.30	9.44
Mn (260.568 nm)	≤ 20.30	14.21
Cr (267.716 nm)	≤ 11.00	7.94
Cu (324.754 nm)	≤ 25.00	18.99
Cu (327.395 nm)	≤ 14.20	11.27
Sr (338.071 nm)	≤ 33.50	24.40
Ba (455.403 nm)	≤ 44.00	33.50
Sr (460.733 nm)	≤ 36.00	17.31
Ba (493.408 nm)	≤ 36.00	25.44
Ba (614.171 nm)	≤ 42.00	25.16
Ar (675.283 nm)	≤ 74.00	56.15
K (766.491 nm)	≤ 80.00	65.56

Sensitivity Test**Fail****Radial**

Element Wavelength	Specification	Method	Ratio	Standard	Blank
As (188.980 nm)	≥ 46.0	SRBR	130.6	977.1	50.4
Se (196.026 nm)	≥ 41.0	SRBR	106.0	958.7	70.2
Zn (213.857 nm)	≥ 1421.0	SRBR	4124.8	44037.7	113.4
Pb (220.353 nm)	≥ 46.0	SRBR	207.2	2554.7	136.2
Mn (257.610 nm)	≥ 3518.0	SRBR	13017.8	271846.6	434.7
Al (396.152 nm)	≥ 3.4	SBR	9.7	50615.5	4717.0
Ba (493.408 nm)	≥ 34.0	SBR	133.7	2069203.0	15359.3
K (766.491 nm)	≥ 1.8	SBR	4.8	100199.5	17235.5

Axial

Element Wavelength	Specification	Method	Ratio	Standard	Blank
As (188.980 nm)	≥ 208.0	SRBR	174.9	1566.7	73.0
Se (196.026 nm)	≥ 159.0	SRBR	167.0	1863.4	110.2
Zn (206.200 nm)	≥ 234.0	SRBR	740.9	6836.0	83.1
Zn (213.857 nm)	≥ 1743.0	SRBR	6965.9	101568.1	211.7
Cd (214.439 nm)	≥ 4227.0	SRBR	5781.0	72852.9	158.1
Pb (220.353 nm)	≥ 320.0	SRBR	501.0	8464.3	267.7
Mn (257.610 nm)	≥ 10625.0	SRBR	31121.6	1006637.8	1044.0
Cr (267.716 nm)	≥ 1048.0	SRBR	4424.8	132202.9	880.8
Cu (324.754 nm)	≥ 19.0	SBR	68.7	302907.8	4345.6
Al (396.152 nm)	≥ 6.0	SBR	21.1	218771.0	9892.3
Ba (493.408 nm)	≥ 60.0	SBR	250.6	7137380.9	28367.3
K (766.491 nm)	≥ 24.0	SBR	45.3	1435050.6	31025.0

Precision Test**Pass****Radial**

Element Wavelength	Specification	Measured Value % RSD
As (188.980 nm)	≤ 2.60	0.81
Se (196.026 nm)	≤ 2.60	0.98
Zn (213.857 nm)	≤ 1.50	0.22
Pb (220.353 nm)	≤ 2.60	0.37
Mn (257.610 nm)	≤ 1.50	0.27
Al (396.152 nm)	≤ 1.50	0.25
Ba (493.408 nm)	≤ 1.50	0.53
K (766.491 nm)	≤ 1.50	0.15

Axial

Element Wavelength	Specification	Measured Value % RSD
As (188.980 nm)	≤ 1.50	0.81
Se (196.026 nm)	≤ 1.50	0.65
Zn (206.200 nm)	≤ 1.50	0.79
Zn (213.857 nm)	≤ 1.50	0.81
Cd (214.439 nm)	≤ 1.50	0.35
Pb (220.353 nm)	≤ 1.50	0.33
Mn (257.610 nm)	≤ 1.50	1.02
Cr (267.716 nm)	≤ 1.50	0.32
Cu (324.754 nm)	≤ 1.50	0.51
Al (396.152 nm)	≤ 1.50	0.37
Ba (493.408 nm)	≤ 1.50	0.68
K (766.491 nm)	≤ 1.50	0.74

Report Summary

Instrument Model	Agilent 5100/5110 VDV ICP-OES
Instrument ID	G8011A/G8015A
Instrument Serial Number	MY18030001
Software Version	7.3.1.9507
Firmware Version	3442
Tested By	Post Test_PM_Kanyakorn S.
Test Completed On	11/4/2024 11:30:15 AM

Result Summary

Subsystem Communications Test	Pass
Air Flow Test	Pass
Water Flow Test	Pass
Gas Flows Test	Pass
RF Generator Test	Pass
Camera Test	Pass
Optics Test	Skipped
Advanced Valve System Test	Skipped
Resolution Test	Skipped
Sensitivity Test	Skipped
Precision Test	Skipped

Subsystem Communications Test	Pass
-------------------------------	------

Air Flow Test	Pass
---------------	------

30% Air Flow (relative speed)	75% Air Flow (relative speed)
15.00	19.00

Water Flow Test	Pass
-----------------	------

RF Water Flow(L/min)	Camera Water Flow (L/min)	Water Inlet Temperature (°C)
1.30	0.81	20.55

Gas Flows Test**Pass**

Nebulizer Target Flow	Actual Flow	Back Pressure	Auxiliary Target Flow	Actual Flow	Back Pressure
0.70	0.70	154.65	2.00	2.00	110.92
Makeup Target Flow	Actual Flow	Back Pressure	Plasma Target Flow	Actual Flow	Back Pressure
2.00	2.00	115.38	18.00	17.97	21.48

RF Generator Test**Pass**

RF Power Supply Test	Passed
RF Power Supply (V)	128.554
RF Oscillator Test	Passed
RF Oscillator Frequency (MHz)	25.834
Work Coil Current (A)	44.660
RF Power Supply Current (A)	1.999

Camera Test**Pass**

	Integration Time (ms)	Standard Deviation	Status
Electronic Offset Test	1000	5.228	Passed
Dark Current Test	6000	1.168	Passed
Array Test	5	0.024	Passed
Linearity Test		0.118	Passed

Report Summary

Instrument Model	Agilent 5100/5110 VDV ICP-OES
Instrument ID	G8011A/G8015A
Instrument Serial Number	MY18030001
Software Version	7.3.1.9507
Firmware Version	3442
Tested By	change mirror
Test Completed On	11/6/2024 10:35:26 AM

Result Summary

Subsystem Communications Test	Skipped
Air Flow Test	Skipped
Water Flow Test	Skipped
Gas Flows Test	Skipped
RF Generator Test	Skipped
Camera Test	Skipped
Optics Test	Skipped
Advanced Valve System Test	Skipped
Resolution Test	Pass
Sensitivity Test	Pass
Precision Test	Pass

Resolution Test**Pass**

Element Wavelength	Specification	Width
N (174.213 nm)	≤ 9.40	6.79
As (188.980 nm)	≤ 8.20	5.80
C (193.027 nm)	≤ 11.50	8.15
Mo (202.032 nm)	≤ 8.20	5.90
Cr (206.158 nm)	≤ 13.40	8.85
Zn (213.857 nm)	≤ 8.70	6.77
Pb (220.353 nm)	≤ 9.50	6.61
Co (228.615 nm)	≤ 17.20	11.79
Ba (230.424 nm)	≤ 9.40	7.25
Mn (257.610 nm)	≤ 13.30	9.47
Mn (260.568 nm)	≤ 20.30	14.50
Cr (267.716 nm)	≤ 11.00	7.91
Cu (324.754 nm)	≤ 25.00	18.72
Cu (327.395 nm)	≤ 14.20	11.09
Sr (338.071 nm)	≤ 33.50	25.39
Ba (455.403 nm)	≤ 44.00	33.09
Sr (460.793 nm)	≤ 36.00	18.54
Ba (493.408 nm)	≤ 36.00	25.74
Ba (614.171 nm)	≤ 42.00	25.23
Ar (675.283 nm)	≤ 74.00	58.92
K (766.491 nm)	≤ 80.00	63.16

Sensitivity Test**Pass****Radial**

Element Wavelength	Specification	Method	Ratio	Standard	Blank
As (188.980 nm)	≥ 46.0	SRBR	110.5	868.9	54.3
Se (196.026 nm)	≥ 41.0	SRBR	88.3	934.7	91.3
Zn (213.857 nm)	≥ 1421.0	SRBR	3535.4	44017.7	153.9
Pb (220.353 nm)	≥ 46.0	SRBR	184.5	2492.3	159.8
Mn (257.610 nm)	≥ 3518.0	SRBR	11099.6	249595.3	503.6
Al (396.152 nm)	≥ 3.4	SBR	8.7	50274.4	5172.0
Ba (493.408 nm)	≥ 34.0	SBR	124.5	1903164.1	15166.0
K (766.491 nm)	≥ 1.8	SBR	6.9	110041.4	13991.2

Axial

Element Wavelength	Specification	Method	Ratio	Standard	Blank
As (188.980 nm)	≥ 208.0	SRBR	253.3	3744.3	196.3
Se (196.026 nm)	≥ 159.0	SRBR	206.7	4199.7	347.2
Zn (206.200 nm)	≥ 234.0	SRBR	923.0	12282.3	172.1
Zn (213.857 nm)	≥ 1743.0	SRBR	6398.3	157551.5	601.7
Cd (214.439 nm)	≥ 4227.0	SRBR	5069.2	99873.7	385.2
Pb (220.353 nm)	≥ 320.0	SRBR	389.0	10641.1	658.6
Mn (257.610 nm)	≥ 10625.0	SRBR	21190.4	985528.7	2153.6
Cr (267.716 nm)	≥ 1048.0	SRBR	3054.1	131797.6	1811.5
Cu (324.754 nm)	≥ 19.0	SBR	36.3	301401.4	8082.9
Al (396.152 nm)	≥ 6.0	SBR	10.8	228359.5	19280.5
Ba (493.408 nm)	≥ 60.0	SBR	106.5	6460421.5	60122.8
K (766.491 nm)	≥ 24.0	SBR	30.2	1639840.6	52562.1

Precision Test**Pass****Radial**

Element Wavelength	Specification	Measured Value % RSD
As (188.980 nm)	≤ 2.60	1.56
Se (196.026 nm)	≤ 2.60	1.16
Zn (213.857 nm)	≤ 1.50	0.50
Pb (220.353 nm)	≤ 2.60	0.74
Mn (257.610 nm)	≤ 1.50	0.63
Al (396.152 nm)	≤ 1.50	0.54
Ba (493.408 nm)	≤ 1.50	0.78
K (766.491 nm)	≤ 1.50	0.44

Axial

Element Wavelength	Specification	Measured Value % RSD
As (188.980 nm)	≤ 1.50	0.82
Se (196.026 nm)	≤ 1.50	0.82
Zn (206.200 nm)	≤ 1.50	0.35
Zn (213.857 nm)	≤ 1.50	0.34
Cd (214.439 nm)	≤ 1.50	0.44
Pb (220.353 nm)	≤ 1.50	0.48
Mn (257.610 nm)	≤ 1.50	0.83
Cr (267.716 nm)	≤ 1.50	0.53
Cu (324.754 nm)	≤ 1.50	0.69
Al (396.152 nm)	≤ 1.50	0.56
Ba (493.408 nm)	≤ 1.50	1.29
K (766.491 nm)	≤ 1.50	0.74

UNITED ANALYST AND ENGINEERING CONSULTANT COMPANY Ltd.

Automatic Mercury Analyzer

Model RA-4500


Preventive Maintenance Report


Serial No. : 17780278

Soft version : Ver 2.0.7

ROM version : Ver 2.0.1

Date : 09 July 2024

PM by : 
(Pradit M.)

Approved by : 
(Kitichai S.)



Coax Group Corporation Ltd.

1131/62,64,325-331 Nakornchaisri road,

Kwang Thanon Nakornchaisri, Dusit, Bangkok 10300 Thailand

Tel. 02-2435263, 02-6682436 Fax. 02-2437386

เอกสารไม่ควบคุม

Inspection result

ITEM		STANDARD	RESULT	JUDGE
1. Self Check	1.1 Heating		PASS	OK
	1.2 Cooling		PASS	OK
	1.3 Leak		PASS	OK
	1.4 Optical system		PASS	OK
	1.5 Drift		PASS	OK
2. Analytical curve inspection(AREA)				
	2.1 No Pretreatment (Low Conc.)	Correlation coefficient (r) \geq 0.9990	0.9999	OK
3. Repeatability(AREA)				
	3.1 No Pretreatment 100ppb, n=3	1.	99.60 ppb	
		2.	101.84 ppb	
		3.	101.22 ppb	
		C.V. \leq 5%	1.15%	OK
4. Blank				
		Below 1.0 (AREA)	0.1002	OK

เอกสารไม่ควบคุม

Counter

Maintenance ✕

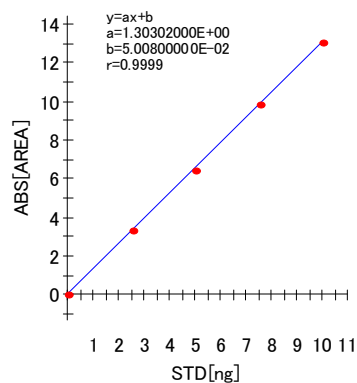
MAIN	SC	Counter	Parameter
Measurement Count	20577(22-08-08)	<input type="button" value="Clear"/>	P1 tube[H](2000h) 0h00m(24-07-08) <input type="button" value="Clear"/>
Mercury Exhaust Filter Amount[mq](1500mq)	1(22-08-08)	<input type="button" value="Clear"/>	P2 tube[H](2000h) 0h01m(24-07-08) <input type="button" value="Clear"/>
Lamp Active time(5000h)	1h13m(24-07-08)	<input type="button" value="Clear"/>	P3 tube[H](2000h) 0h00m(24-07-08) <input type="button" value="Clear"/>
Membrane Filter Usage Time(2000h)	0h58m(24-07-08)	<input type="button" value="Clear"/>	P4 tube[H](2000h) 0h00m(24-07-08) <input type="button" value="Clear"/>
Main Pump tube(750h)	0h58m(24-07-08)	<input type="button" value="Clear"/>	P5 tube[H](2000h) 0h00m(24-07-08) <input type="button" value="Clear"/>
Heating Lamp Time	580h23m(22-08-08)	<input type="button" value="Clear"/>	P6 tube[H](2000h) 0h00m(24-07-08) <input type="button" value="Clear"/>
			P7 tube[H](2000h) 0h02m(24-07-08) <input type="button" value="Clear"/>

Exit

เอกสารไม่ควบคุม

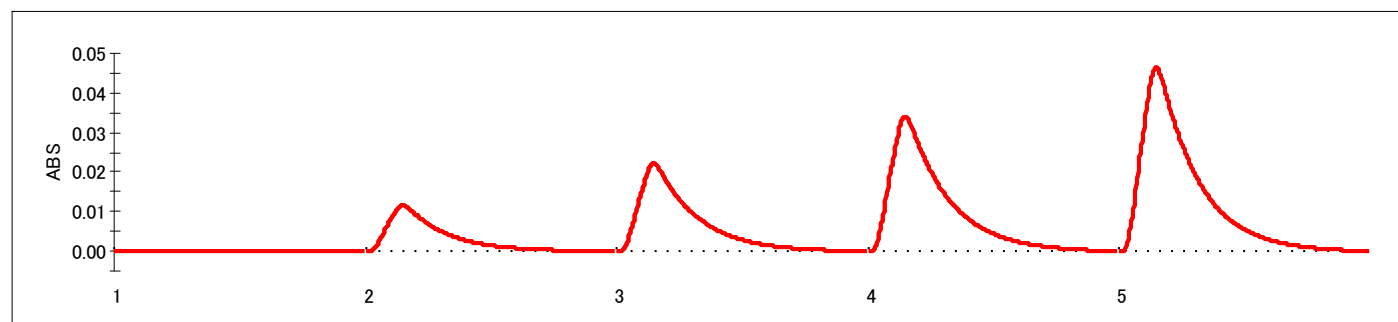
Title : Preventive Maintenance RA-4500 sn:17780278
 Date : 2024-07-09
 Name : Coax Group
 Memo : Calibration Curve 0-10ng

Calib



STD

No.	STD [ppb]	SVOL [mL]	CVOL [mL]	DVOL [mL]	STD [ng]	AREA [ON]	MEAS [ng]	Dev [%]	Note
1	100.000	0.000	5.000	5.000	0.000	0.0846	0.0265	-	
2	100.000	0.025	5.000	5.000	2.500	3.3464	2.5298	1.2	
3	100.000	0.050	5.000	5.000	5.000	6.4170	4.8863	2.3	
4	100.000	0.075	5.000	5.000	7.500	9.8647	7.5322	0.4	
5	100.000	0.100	5.000	5.000	10.000	13.1132	10.0253	0.3	

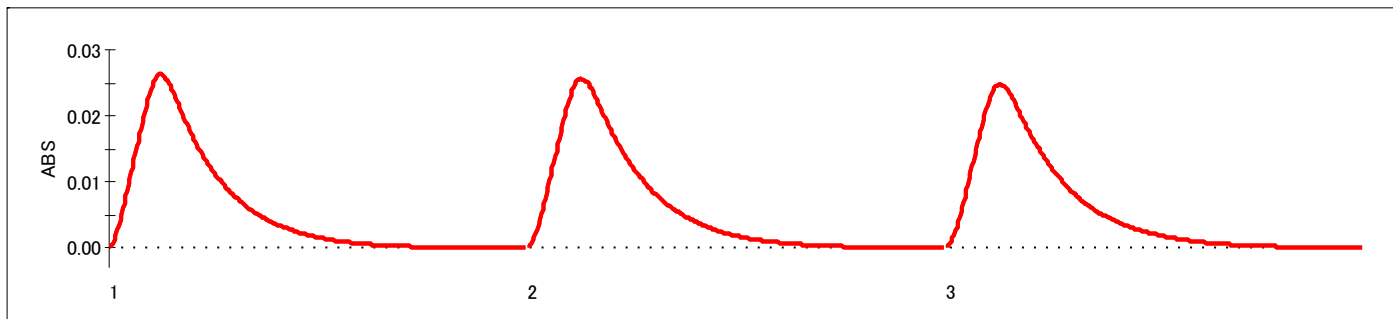


SMP

No.	NAME	SVOL [mL]	CVOL [mL]	DVOL [mL]	AREA [ON]	MEAS [ng]	CONC [ug/L]	Note
1	100ppb	0.050	5.000	5.000	6.5389	4.9798	99.60	
2	100ppb	0.050	5.000	5.000	6.6848	5.0918	101.84	
3	100ppb	0.050	5.000	5.000	6.6446	5.0610	101.22	

Statistics

No.	NAME	TRY	AV [ug/L]	SD [ug/L]	Cv [%]
1	100ppb	3	100.887	1.15660	1.15



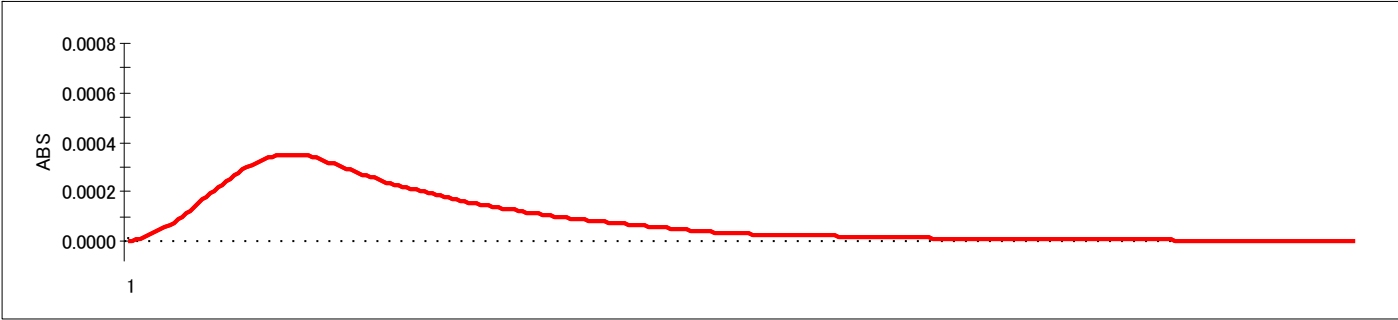
Self Check

Heat check:PASS!! (26.3degC[05:00] -> 30.3degC[02:29])
 Sensor check:PASS!! (53- 10= 43)
 Leak check:PASS!! (0.19L/min)
 Sig/Ref check:PASS!! (Sig:4.00V, Ref:4.02V)
 Drift check:PASS!! (0.0000061 - -0.0000179 = 0.0000240)

Title : Preventive Maintenance RA-4500 sn:17780278
Date : 2024-07-09
Name : Coax Group
Memo : Blank

SMP

No.	NAME	SVOL [mL]	CVOL [mL]	DVOL [mL]	AREA [ON]	MEAS [ng]	CONC [ug/L]	Note
1	Blank DI				0.1002	0.0385		





TECHNOLOGY PROMOTION ASSOCIATION (THAILAND-JAPAN)
CORPORATE SERVICES 3: EQUIPMENT CALIBRATION AND TESTING SERVICES
534/4 PATTANAKARN ROAD SOI 18, SUANLUANG, SUANLUANG BANGKOK 10250
TEL.0-2717-3000-29 FAX.0-2719-9484



Certificate of Calibration

Cert. No.: 24TM647

Page : 1 of 3

Equipment : Incubator
Manufacturer : Binder
Model : KB 400 E6
Serial No. : 20200000015535
ID No. : UAE.MIC.018/2564
Submitted by : United Analyst and Engineering Consultant Co.,Ltd.
3 Soi Udomsuk 41, Sukhumvit Road,
Bangchak, Phrakhanong,
Bangkok 10260
Location : Microbiology Laboratory (302)
Received Order : 01 April 2024
Calibration Date : 01 April 2024
Ambient Temperature : (26 ± 10) °C
Relative Humidity : (50 ± 30) %

Calibrated by : Man Pattanapongpaiboon

Approved by :

Approved Signatory

- () Ponpan Paipim
(✓) Suwit Imjai
() Kunchit Promprat

Issue Date : 7 April 2024

The Uncertainties are for a confidence probability of approximately 95%

This certificate may not be reproduced other than in full, except with the prior written
Approval of the head of Corporate Services 3 : Equipment Calibration and Testing Services.

เอกสารไม่ควบคุม



Equipment : Incubator
Condition As-Received : Used Item
Reference : 2404-0003OC-6

Cert. No.: 24TM647

Page : 2 of 3

Procedure Used :-

Calibration were conducted using calibration procedure CP-OT02 based on TLAS G-20 according to direct measurement method with Data Acquisition which connected with Resistance Temperature Detector (RTD).

The temperature scale used was based on ITS-90.

Condition of this result of calibration

1. Reference standard instrument:-

<u>Instrument</u>	<u>Serial No.</u>	<u>Cert. No.</u>	<u>Traceable</u>	<u>Due Date</u>
1) Data Acquisition	MY49023932	23LM122	TPA	26 Jul 2024

2. This certificate is valid only to the item calibrated on date and place of calibration.

3. This certification is traceable to the International System of Unit.

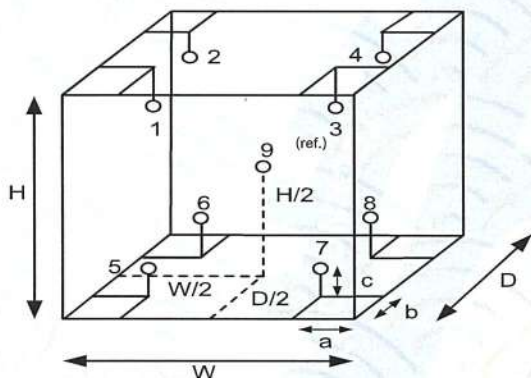
Remark : TPA : Technology Promotion Association (Thailand - Japan)

Result of Calibration :- (*) Without Adjustment

Function of UUC* : Temperature Source

Fresh air setting : Close

Environment during calibration		
	Beginning	Finished
Temp. (°C)	24	24
REL.Humid. (%)	54	57
AC Supply (Volt)	221	223



Position :	Ref. Std. ID No.:
1	20-16RTD-01
2	20-16RTD-02
3	20-16RTD-03
4	23-16RTD-04
5	22-16RTD-05
6	20-16RTD-06
7	20-16RTD-07
8	22-16RTD-08
9 (ref.)	22-16RTD-09

Probe Installation Details :

a = 10 cm
b = 10 cm
c = 10 cm

Dimension of Chamber :

D = 0.48 m
W = 0.65 m
H = 1.2 m
Capacity = 0.37 m³



Equipment : Incubator
Condition As-Received : Used Item
Reference : 2404-0003OC-6
Result of Calibration :- (*) Without Adjustment
Function of UUC* : Temperature Source
Fresh air setting : Close

Cert. No.: 24TM647

Page : 3 of 3

Calibration Point (°C)	UUC* Setting (°C)	UUC* Reading (°C)	Temperature stability (± °C)	Temperature uniformity (°C)	Overall Variation (°C)	Coverage Factor <i>k</i>
35.0	35.0	35.0	0.035	0.19	0.22	2

Calibration Point (°C)	Measured Temperature (°C)									Uncertainty (±°C)
	Position									
	1	2	3	4	5	6	7	8	9 (ref.)	
35.0	35.000	35.022	34.841	34.851	35.027	35.011	35.023	35.028	35.007	0.30

Average* : The average of 30 values in each position.

Temperature stability : One-half of the greatest maximum difference of measured temperature at any one sensor.

Temperature uniformity : The maximum difference of measured temperatures at any sensors and the measured temperature at the reference location which are observed at the same time or at as close an observation time as possible to determine the temperature pattern or homogeneity within the chamber under steady-state conditions.

Overall Variation : The Difference of the maximum and minimum measured temperatures throughout observation.

UUC* : Unit Under Calibration

Note : The reported uncertainty of measurement was included stability and excluded uniformity .

The reported uncertainty of measurement was based on a standard uncertainty multiplied by a coverage factor *k*, providing a level of confidence of approximately 95 %.

-o0o-



TECHNOLOGY PROMOTION ASSOCIATION (THAILAND-JAPAN)
CORPORATE SERVICES 3: EQUIPMENT CALIBRATION AND TESTING SERVICES
534/4 PATTANAKARN ROAD SOI 18, SUANLUANG, SUANLUANG BANGKOK 10250
TEL.0-2717-3000-29 FAX.0-2719-9484



Certificate of Calibration

Cert. No.: 24TM650

Page : 1 of 3

Equipment : Incubator

Manufacturer : Memmert

Model : IPP 260

Serial No. : V616.0066

ID No. : UAE.MIC.032/2559

Submitted by : United Analyst and Engineering Consultant Co.,Ltd.
3 Soi Udomsuk 41, Sukhumvit Road,
Bangchak, Phrakhanong,
Bangkok 10260

Location : Microbiology Laboratory (302)

Received Order : 01 April 2024

Calibration Date : 02 - 03 April 2024

Ambient Temperature : (26 ± 10) °C

Relative Humidity : (50 ± 30) %

Calibrated by : Man Pattanapongpaiboon

Approved by : 
Approved Signatory

() Ponpan Paipim

(✓) Suwit Imjai

() Kunchit Promprat

Issue Date :

7 April 2024

The Uncertainties are for a confidence probability of approximately 95%

This certificate may not be reproduced other than in full, except with the prior written
Approval of the head of Corporate Services 3 : Equipment Calibration and Testing Services.

เอกสารไม่ควบคุม



Equipment : Incubator
Condition As-Received : Used Item
Reference : 2404-0003OC-2

Cert. No.: 24TM650

Page : 2 of 3

Procedure Used :-

Calibration were conducted using calibration procedure CP-OT02 based on TLAS G-20 according to direct measurement method with Data Acquisition which connected with Resistance Temperature Detector (RTD).

The temperature scale used was based on ITS-90.

Condition of this result of calibration

1. Reference standard instrument:-

<u>Instrument</u>	<u>Serial No.</u>	<u>Cert. No.</u>	<u>Traceable</u>	<u>Due Date</u>
1) Data Acquisition	MY49023932	23LM122	TPA	26 Jul 2024

2. This certificate is valid only to the item calibrated on date and place of calibration.

3. This certification is traceable to the International System of Unit.

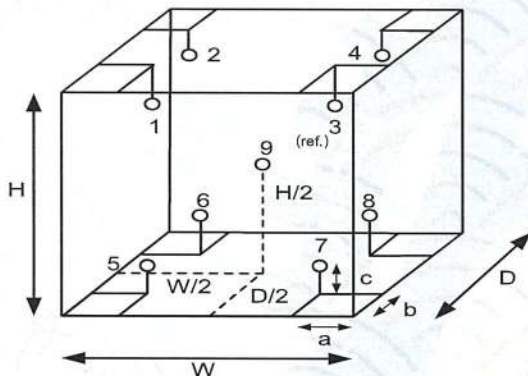
Remark : TPA : Technology Promotion Association (Thailand - Japan)

Result of Calibration :- (*) Without Adjustment

Function of UUC* : Temperature Source

Fresh air setting : Close

Environment during calibration		
	Beginning	Finished
Temp. (°C)	25	25
REL.Humid. (%)	57	54
AC Supply (Volt)	221	222



Position :	Ref. Std. ID No.:
1	19-16RTD-01
2	19-16RTD-02
3	19-16RTD-03
4	19-16RTD-04
5	19-16RTD-05
6	19-16RTD-06
7	21-16RTD-07
8	19-16RTD-08
9 (ref.)	19-16RTD-09

Probe Installation Details :

a = 5.0 cm
b = 5.0 cm
c = 5.0 cm

Dimension of Chamber :

D = 0.50 m
W = 0.64 m
H = 0.80 m
Capacity = 0.26 m³



Equipment : Incubator
Condition As-Received : Used Item
Reference : 2404-0003OC-2
Result of Calibration :- (*) Without Adjustment
Function of UUC* : Temperature Source
Fresh air setting : Close

Cert. No.: 24TM650

Page : 3 of 3

Calibration Point (°C)	UUC* Setting (°C)	UUC* Reading (°C)	Temperature stability (± °C)	Temperature uniformity (°C)	Overall Variation (°C)	Coverage Factor <i>k</i>
25.0	25.0	25.0	0.053	0.78	1.3	2
36.0	36.0	36.0	0.14	0.57	0.93	2

Calibration Point (°C)	Measured Temperature (°C)									Uncertainty (± °C)
	Position									
	1	2	3	4	5	6	7	8	9 (ref.)	
25.0	25.596	25.310	25.439	25.412	24.347	24.332	24.313	24.414	24.875	0.30
36.0	35.843	35.965	35.618	35.701	36.239	36.260	36.343	36.357	36.063	0.31

Average* : The average of 30 values in each position.

Temperature stability : One-half of the greatest maximum difference of measured temperature at any one sensor.

Temperature uniformity : The maximum difference of measured temperatures at any sensors and the measured temperature at the reference location which are observed at the same time or at as close an observation time as possible to determine the temperature pattern or homogeneity within the chamber under steady-state conditions.

Overall Variation : The Difference of the maximum and minimum measured temperatures throughout observation.

UUC* : Unit Under Calibration

Note : The reported uncertainty of measurement was included stability and excluded uniformity .

The reported uncertainty of measurement was based on a standard uncertainty multiplied by a coverage factor *k*, providing a level of confidence of approximately 95 %.

-o0o-



TECHNOLOGY PROMOTION ASSOCIATION (THAILAND-JAPAN)
CORPORATE SERVICES 3: EQUIPMENT CALIBRATION AND TESTING SERVICES
534/4 PATTANAKARN ROAD SOI 18, SUANLUANG, SUANLUANG BANGKOK 10250
TEL. 0-2717-3000-29 FAX. 0-2719-9484



Cert. No.: 24TM29

Page : 1 of 3

Certificate of Calibration

Equipment : Water Bath

Manufacturer : Memmert

Model : WNE 14

Serial No. : L416.0606

ID No. : UAE.MIC.002/2560

Submitted by : United Analyst and Engineering Consultant Co.,Ltd.
3 Soi Udomsuk 41, Sukhumvit Road,
Bangchak, Phrakhanong,
Bangkok 10260

Location : Microbiology Laboratory

Received Order : 10 February 2024

Calibration Date : 10 February 2024

Ambient Temperature : (26 ± 10) °C

Relative Humidity : (50 ± 30) %

Calibrated by : Krisda Malee

Approved by :


Approved Signatory

- () Pornthippa Tameyakul
(☒) Unnopphol Harachai
() Suwit Imjai

Issue Date :

19 February 2024

The Uncertainties are for a confidence probability of approximately 95%

This certificate may not be reproduced other than in full, except with the prior written
Approval of the head of Corporate Services 3 : Equipment Calibration and Testing Services.

เอกสารไม่ควบคุม



Equipment : Water Bath
Condition As-Received : Used Item
Reference : 2402-0232OC-2

Cert. No.: 24TM29

Page : 2 of 3

Procedure Used :-

Calibration were conducted using in-house calibration procedure CP-OT04 Based on ASTM E715 according to direct measurement method with Data Acquisition which connected with Industrial Platinum Resistance Thermometer (IPRT).

The temperature scale used was based on ITS-90.

Condition of this result of calibration

1. Reference standard instrument:-

<u>Instrument</u>	<u>Serial No.</u>	<u>Cert. No.</u>	<u>Traceable</u>	<u>Due Date</u>
1) Data Acquisition	MY49001451	23LM27	TPA	25 Feb 2024

2. This certificate is valid only to the item calibrated on date and place of calibration.

3. This certification is traceable to the International System of Unit.

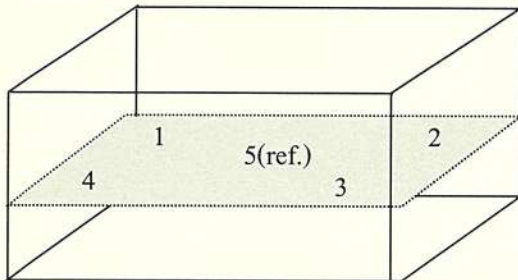
Remark : TPA : Technology Promotion Association (Thailand - Japan)

Result of Calibration :- (*) Without Adjustment

Function of UUC* : Temperature Source

Heat transfer medium used : Water

	Environmental		AC Voltage Supply
	(°C)	(%R.H.)	(Volt)
Beginning of Calibration	26	51	220
Finished of Calibration	25	50	221



Front

Position :	Ref. Std. ID No.:
1	N37P301419
2	N37P300732
3	N37P301420
4	N37P301421
5(ref.)	N37P301425

เอกสารไม่ควบคุม



Equipment : Water Bath
Condition As-Received : Used Item
Reference : 2402-0232OC-2
Result of Calibration :- (*) Without Adjustment
Function of UUC* : Temperature Source

Cert. No.: 24TM29

Page : 3 of 3

Calibration point (°C)	UUC* Setting (°C)	UUC* Reading (°C)	Average* Standard Reading (°C)					Uncertainty (± °C)
			Position					
			1	2	3	4	5 (ref.)	
44.5	44.4	44.4	44.508	44.469	44.502	44.521	44.527	0.15

Calibration point (°C)	Uniformity (°C)	Stability (± °C)	Coverage Factor <i>k</i>
44.5	0.15	0.074	2

Average* : The average of 30 values in each position.

Uniformity : The maximum difference of measured temperatures at any sensors and the measured temperature at the reference location which are observed at the same time or at as close an observation time as possible to determine the temperature pattern or homogeneity within the chamber under steady-state conditions.

Stability : One-half of the greatest maximum difference of measured temperature at any one probe.

UUC* : Unit Under Calibration

Note : The reported uncertainty of measurement was included stability and excluded uniformity.

The reported uncertainty of measurement was based on a standard uncertainty multiplied by a coverage factor *k*, providing a level of confidence of approximately 95 %.

-o0o-

เอกสารไม่ควบคุม



TECHNOLOGY PROMOTION ASSOCIATION (THAILAND-JAPAN)
CORPORATE SERVICES 3: EQUIPMENT CALIBRATION AND TESTING SERVICES
534/4 PATTANAKARN ROAD SOI 18, SUANLUANG, SUANLUANG BANGKOK 10250
TEL. 0-2717-3000-29 FAX. 0-2719-9484



Cert. No.: 24TM30

Page : 1 of 3

Certificate of Calibration

Equipment : Water Bath

Manufacturer : Memmert

Model : WNE 14

Serial No. : L416.0612

ID No. : UAE.MIC.003/2560

Submitted by : United Analyst and Engineering Consultant Co.,Ltd.
3 Soi Udomsuk 41, Sukhumvit Road,
Bangchak, Phrakhanong,
Bangkok 10260

Location : Microbiology Laboratory

Received Order : 10 February 2024

Calibration Date : 10 February 2024

Ambient Temperature : (26 ± 10) °C

Relative Humidity : (50 ± 30) %

Calibrated by : Krisda Malee

Approved by :

Approved Signatory

- () Pornthippa Tameyakul
(☒) Unnophol Harachai
() Suwit Imjai

Issue Date : 19 February 2024

The Uncertainties are for a confidence probability of approximately 95%

This certificate may not be reproduced other than in full, except with the prior written
Approval of the head of Corporate Services 3 : Equipment Calibration and Testing Services.

เอกสารไม่ควบคุม



Equipment : Water Bath
Condition As-Received : Used Item
Reference : 2402-0232OC-3

Cert. No.: 24TM30

Page : 2 of 3

Procedure Used :-

Calibration were conducted using in-house calibration procedure CP-OT04 Based on ASTM E715 according to direct measurement method with Data Acquisition which connected with Industrial Platinum Resistance Thermometer (IPRT).

The temperature scale used was based on ITS-90.

Condition of this result of calibration

1. Reference standard instrument:-

<u>Instrument</u>	<u>Serial No.</u>	<u>Cert. No.</u>	<u>Traceable</u>	<u>Due Date</u>
1) Data Acquisition	MY49001451	23LM27	TPA	25 Feb 2024

2. This certificate is valid only to the item calibrated on date and place of calibration.

3. This certification is traceable to the International System of Unit.

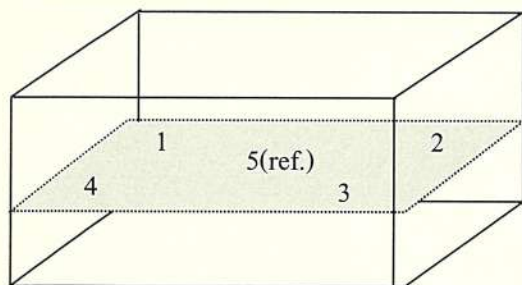
Remark : TPA : Technology Promotion Association (Thailand - Japan)

Result of Calibration :- (*) Without Adjustment

Function of UUC* : Temperature Source

Heat transfer medium used : Water

	Environmental		AC Voltage Supply
	(°C)	(%R.H.)	(Volt)
Beginning of Calibration	24	54	221
Finished of Calibration	26	55	220



Front

Position :	Ref. Std. ID No.:
1	N37P301419
2	N37P300732
3	N37P301420
4	N37P301421
5(ref.)	N37P301425

เอกสารไม่ควบคุม



Equipment : Water Bath
Condition As-Received : Used Item
Reference : 2402-0232OC-3
Result of Calibration :- (*) Without Adjustment
Function of UUC* : Temperature Source

Cert. No.: 24TM30

Page : 3 of 3

Calibration point (°C)	UUC* Setting (°C)	UUC* Reading (°C)	Average* Standard Reading (°C)					Uncertainty (± °C)
			Position					
			1	2	3	4	5 (ref.)	
44.5	44.6	44.6	44.491	44.463	44.496	44.518	44.528	0.15

Calibration point (°C)	Uniformity (°C)	Stability (± °C)	Coverage Factor <i>k</i>
44.5	0.12	0.059	2

Average* : The average of 30 values in each position.

Uniformity : The maximum difference of measured temperatures at any sensors and the measured temperature at the reference location which are observed at the same time or at as close an observation time as possible to determine the temperature pattern or homogeneity within the chamber under steady-state conditions.

Stability : One-half of the greatest maximum difference of measured temperature at any one probe.

UUC* : Unit Under Calibration

Note : The reported uncertainty of measurement was included stability and excluded uniformity.

The reported uncertainty of measurement was based on a standard uncertainty multiplied by a coverage factor *k*, providing a level of confidence of approximately 95 %.

-o0o-

เอกสารไม่ควบคุม


Calibration Certificate

Certificate No.: 2403982-001-01
Client name: UNITED ANALYST AND ENGINEERING CONSULTANT CO.,LTD.
Address: 3 Soi Udomsuk 41, Sukhumvit Road,
Bangchack, Prakanong, Bangkok 10260

Page 1 of 3

Equipment: Autoclave
Manufacturer: ALP
Model: CL-40L
Serial No.: 807298
ID No.: UAE.MIC.019/2560
Order No.: 2403982
Operation No.: 2403982-001
Date of Receipt: 7 August 2024
Date of Calibration: 7 August 2024

Calibrated by Mr.Manas Somsak
Specialist

Approved by 
(Miss Preeyaporn Jaengkarnkit)
Vice President, Department of Laboratory Services
Responsible for the Technical Management Team

Date of Issue: 14 August 2024

The uncertainties are for a confidence probability of approximately 95 %.

This Certificate is issued in accordance with the conditions of accreditation granted by the Thai Laboratory Accreditation scheme which has assessed the measurement capability of the laboratory and its traceability to recognized national standards and to the units of measurement realized at the corresponding national standards laboratory. This certificate may not be reproduced other than in full except with the prior written approval of the National Food Institute.

F-CS-009 Revision: 01 Date: 20-04-65

Calibration Report

Certificate No.: 2403982-001-01
Equipment: Autoclave
 Model: CL-40L Serial No.: 807298
 Resolution: 1 °C ID No.: UAE.MIC.019/2560
 Manufacturer: ALP

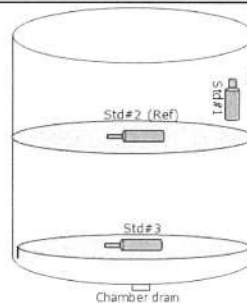
Date of Calibration: 7 August 2024

Page 3 of 3

Calibration point: 121 °C

Calibration result:

Calibration Condition	Temperature (°C)	Relative Humidity (%)	Line Voltage (Volt)
Min	28.0	55	224
Max	30.0	65	226



Standard at Position

Std#1 = Attached to the load temperature probe, within 20 mm.
 Std#2 = In the upper half of the chamber
 Std#3 = In the chamber drain, within 100 mm.

Table1 : Reporting of Temperature

Calibration Point (°C)	Measured Temperature (°C) @ Sensor No. (Sensor No.2 is REF)			Uncertainty ± (°C)
	Std.# 1	Std.# 2 (Ref)	Std.# 3	
121	122.43	122.44	122.44	0.65

Table 2 : Reporting of Characterization Result

UUC* Setting (°C)	UUC* Reading				Stability ± (°C)	Uniformity (°C)	Overall Variation (°C)
	Min (°C)	Max (°C)	Average (°C)	MPa			
122	122	122	122	0.11	0.065	0.031	0.14

Note

The quoted uncertainty include " Stability " and " Loading effect (20% of Uniformity)"

UUC* = Unit Under Calibration

Stability = One-half of the greatest maximum difference of measured temperatures at any one sensors, for at least half an hour after reaching steady state.

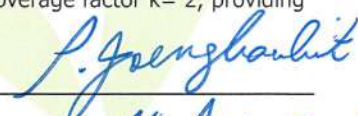
Uniformity = The maximum difference of measured temperatures at any sensors and the measured temperature at the reference location which are observed at the same time.

Overall Variation = The difference of the maximum and minimum measured temperatures throughout observation time.

The report uncertainty of measurement was based on standard uncertainty multiplied by coverage factor $k=2$, providing a level of confidence of approximately 95 %.

----- End -----

F-CS-012 Revision: 01 Date: 20-04-65


 14 Aug. 2024

2008 ซอยอรุณอมรินทร์ 36 ถนนอรุณอมรินทร์ แขวงบางยี่สิบ เขตบางพลัด กรุงเทพมหานคร 10700

2008 Soi 36, Arun Amarin Road, Bang Yi Khan Subdistrict, Bang Phlat District, Bangkok 10700, Thailand

Tel: +66(0) 2422 8688 Fax: +66(0) 2422 8545

เอกสารไม่ควบคุม



nfi.or.th

Calibration Report

Certificate No.: 2403982-001-01

Equipment: Autoclave

Model: CL-40L Serial No.: 807298

Resolution: 1 °C ID No.: UAE.MIC.019/2560

Manufacturer: ALP

Date of Calibration: 7 August 2024

Page 2 of 3

Location: MICROBIOLOGY LABORATORY (301), UNITED ANALYST AND ENGINEERING CONSULTANT CO.,LTD.

Environment Condition: Ambient Temperature (29 ± 1) °C

Relative Humidity (60 ± 5) %

Line Voltage (225 ± 1) Volt

Condition of this results of Calibration:

1. This instrument was calibrated by insert 3 standard Data loggers with RTD into its autoclave and calibration according to W-TE-018 based on BS 2646-1:2021, Autoclaves for sterilization in laboratories

Part 1: Design, construction, safety and performance - Specification.

- The temperature scale used was based on ITS - 90.

- All data show below were final values and the initial data may be obtained upon request.

2. Reference Standard Instrument :

Instrument	Model	Serial No.	Certificate No.	Due Date	Through
Digital Thermometer with RTD (Data Logger)	OM-CP-HITEMP-140	Q88555	TE 670230-01	25-Feb-25	NATIONAL FOOD INSTITUTE
	OM-CP-HITEMP-140	R55951	TE 670231-01	25-Feb-25	NATIONAL FOOD INSTITUTE
	OM-CP-HITEMP-140	R56916	TE 670232-01	25-Feb-25	NATIONAL FOOD INSTITUTE

3. This certificate is traceable to International System of Units (SI Units).

4. This certificate was certified only for the instrument we calibrated.

5. This result of calibration was found accurate as shown on date and place of calibration only.

6. This standard does not apply to sterilizers or disinfectors used for medical, dental, pharmaceutical.

7. Condition of Calibrated item : Good

UUC Description : Setting program function sterilization : STERILIZE/NORMAL

Time of sterilization 15 Minute At 121 °C

8. Result of Calibration : ☒ Without adjustment

☐ After adjustment

P. Jangharut
14 Aug. 2024



Calibration Certificate

Certificate No.: 2402281-001-01
Client name: UNITED ANALYST AND ENGINEERING CONSULTANT CO., LTD.
Address: 3 Soi Udomsuk 41, Sukhumvit Road,
Bangchack, Prakhnong, Bangkok 10260

Page 1 of 3

Equipment: Autoclave
Manufacturer: ALP
Model: CL-40L
Serial No.: 808763
ID No.: UAE.MIC.026/2563
Order No.: 2402281
Operation No.: 2402281-001
Date of Receipt: 2 April 2024
Date of Calibration: 2 April 2024

Calibrated by Mr.Jerawut Prapawuttipong
Scientist

Approved by

(Mr.Pheraphat Tuanjit)

Manager, Division of Calibration Laboratory

Date of Issue: 9 April 2024

Responsible for the Technical Management Team

The uncertainties are for a confidence probability of approximately 95 %.

This Certificate is issued in accordance with the conditions of accreditation granted by the Thai Laboratory Accreditation scheme which has assessed the measurement capability of the laboratory and its traceability to recognized national standards and to the units of measurement realized at the corresponding national standards laboratory. This certificate may not be reproduced other than in full except with the prior written approval of the National Food Institute.

F-CS-009 Revision: 01 Date: 20-04-65



Calibration Report

Certificate No.: 2402281-001-01
Equipment: Autoclave
Model: CL-40L Serial No.: 808763
Resolution: 0.1 °C ID No.: UAE.MIC.026/2563
Manufacturer: ALP
Date of Calibration: 2 April 2024

Page 2 of 3

Location: LABORATORY, UNITED ANALYST AND ENGINEERING CONSULTANT CO., LTD.
Environment Condition: Ambient Temperature (25 ± 1) °C
Relative Humidity (55 ± 7) %
Line Voltage (225 ± 5) Volt

Condition of this results of Calibration:

- This instrument was calibrated by insert 3 standard temperature recorder with RTD into its autoclave and calibration according to W-TE-018 based on BS 2646-1(2021) : Autoclaves for sterilization in laboratories Design, construction, safety and performance Specification.
- The temperature scale used was based on ITS - 90 .
- All data show below were final values and the initial data may be obtained upon request.

2. Reference Standard Instrument :

Instrument	Model	Serial No.	Certificate No.	Due Date	Through
Digital Thermometer with RTD (Data Logger)	HiTemp140-2	R54918	TE 660383-01	8 April 2024	NATIONAL FOOD INSTITUTE
	HiTemp140-2	S25601	TE 670033-01	9 November 2024	MADGETECH INC.
	HiTemp140-2	S25602	TE 670034-01	9 November 2024	MADGETECH INC.

- This certificate is traceable to International System of Units (SI Units).
- This certificate was certified only for the instrument we calibrated.
- This result of calibration was found accurate as shown on date and place of calibration only.
- This standard does not apply to sterilizers or disinfectors used for medical, dental, pharmaceutical.
- Condition of Calibrated item : Good

UUC Description : Setting program function sterilization : STERILIZE/NORMAL

Time of sterilization 15 Minute At 115.0 and 121.0 °C

8. Result of Calibration : ☒ Without adjustment
☐ After adjustment




Calibration Report

Certificate No.: 2402281-001-01
Equipment: Autoclave
Model: CL-40L Serial No.: 808763
Resolution: 0.1 °C ID No.: UAE.MIC.026/2563
Manufacturer: ALP

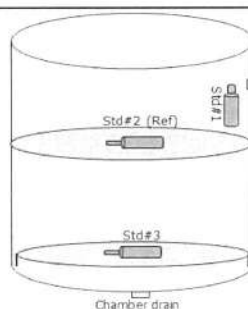
Date of Calibration: 2 April 2024

Page 3 of 3

Calibration point: 115.0 and 121.0 °C

Calibration result:

Calibration Condition	Temperature (°C)	Relative Humidity (%)	Line Voltage (Volt)
Min	24.4	48.6	220
Max	25.5	62.1	230



Standard at Position

Std#1 = Attached to the load temperature probe, within 20 mm.
Std#2 = In the upper half of the chamber.
Std#3 = In the chamber drain, within 100 mm.

Table1 : Reporting of Temperature

Calibration Point (°C)	Measured Temperature (°C) @ Sensor No. (Sensor No.2 is REF)			Uncertainty ± (°C)
	Std.# 1	Std.# 2 (Ref)	Std.# 3	
115.0	115.28	115.35	115.38	0.64
121.0	121.28	121.36	121.37	0.64

Table 2 : Reporting of Characterization Result

UUC* Setting (°C)	UUC* Reading				Stability ± (°C)	Uniformity (°C)	Overall Variation (°C)
	Min (°C)	Max (°C)	Average (°C)	MPa			
115.0	115.0	115.1	115.0	0.08	0.19	0.13	0.48
121.0	121.0	121.1	121.0	0.12	0.17	0.10	0.38

Note

The quoted uncertainty include " Stability " and " Loading effect (20% of Uniformity)"

UUC* = Unit Under Calibration

Stability = One-half of the greatest maximum difference of measured temperatures at any one sensors, for at least half an hour after reaching steady state.

Uniformity = The maximum difference of measured temperatures at any sensors and the measured temperature at the reference location which are observed at the same time.

Overall Variation = The difference of the maximum and minimum measured temperatures throughout observation time.

The report uncertainty of measurement was based on standard uncertainty multiplied by coverage factor k= 2, providing a level of confidence of approximately 95 %.

----- End -----




Calibration Certificate

Certificate No.: 2402419-001-01
Client name: UNITED ANALYST AND ENGINEERING CONSULTANT CO., LTD.
Address: 3 Soi Udomsuk 41, Sukhumvit Road,
Bangchack, Prakhonong, Bangkok 10260

Page 1 of 3

Equipment: Electronic Balance
Manufacturer: OHAUS
Model: PX623
Serial No.: C236754745
ID No.: UAE.MIC.055/2565
Order No.: 2402419
Operation No.: 2402419-001
Date of Receipt: 19 April 2024
Date of Calibration: 19 April 2024

Calibrated by Mr.Pheraphat Tuanjit
Scientist

Approved by 
(Miss Preeyaporn Jaengkarnkit)

Vice President, Department of Laboratory Services
Responsible for the Technical Management Team

Date of Issue: 23 April 2024

The uncertainties are for a confidence probability of approximately 95%

This Certificate is issued in accordance with the conditions of accreditation granted by the Thai Laboratory Accreditation Scheme which has assessed the measurement capability of the laboratory and its traceability to recognized national standards and to the units of measurement realized at the corresponding national standards laboratory. This certificate may not be reproduced other than in full except with the prior written approval of the National Food Institute.

F-CS-009 Revision: 01 Date: 20-04-65



Calibration Report

Certificate No.: 2402419-001-01

Equipment:

Electronic Balance

Manufacturer: OHAUS

Model: PX623

Resolution: 0.001 g

Serial No.: C236754745

ID No.: UAE.MIC.055/2565

Capacity: 620 g

Date of Calibration: 19 April 2024

Page 2 of 3

Environment Condition: Ambient Temperature: 26.0 ± 0.3 °C Relative Humidity: 57 ± 8.4 %

Place of Calibration: Room 301, UNITED ANALYST AND ENGINEERING CONSULTANT CO., LTD.

Condition of Equipment: Good Condition

Condition of This Results of Calibration:

1. Calibration Method: NFI Method W-MA-001 In-House Method based on UKAS Lab 14 : 2019

2. Reference Standards:

Reference Standard	Model	Serial No.	Calibrated By	Certificate No.	Due Date
Standard Weight Class E2	1-500g	15882	TCS	M2311182S	28 November 2024

Instrument	Model	Serial No.	Calibrated By	Certificate No.	Due Date
Thermo-Hygro Meter	608-H1	NFI.BTH 019/23	Quality Reborn	QR24-0492	4 March 2025

3. This certification is traceable to SI UNIT

4. This certificate was certified only for the instrument we calibrated.

5. This result of calibration was found accurate as shown on date and place of calibration only.

Calibration Results:

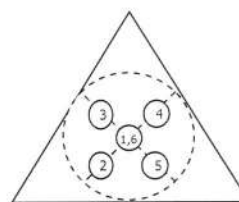
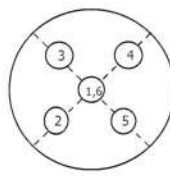
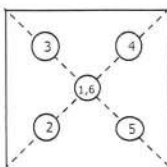
1. Repeatability of Reading:

Nominal Value (g)	Standard Deviation of Reading (g)
300	0.00067
600	0.0010

2. Off-Center Error:

A mass of 200 g was placed and moved to various position on pan.

The balance reading obtained is given in the table.



1 (g)	2 (g)	3 (g)	4 (g)	5 (g)	6 (g)	(Maximum Difference) (g)
200.000	200.002	200.001	199.999	200.000	200.000	0.002

F-CS-012 Revision: 01 Date: 20-04-65

P. Jenghantit
23 April 2024

Calibration Report

Certificate No.: 2402419-001-01

Equipment: Electronic Balance

Manufacturer: OHAUS

Model: PX623

Resolution: 0.001 g

Serial No.: C236754745

ID No.: UAE.MIC.055/2565

Capacity: 620 g

Date of Calibration: 19 April 2024

Page 3 of 3

Calibration Results: (Continued)

Calibration Range: 0-600 g

Calibration Adjustment: Internal Calibration

3. Departure from Nominal Value:

Nominal Value (g)	Standard Value (g)	Average Reading (g)	Correction (g)	Uncertainty (± g)	Coverage Factor <i>k</i>
Unload	0.0000	0.000	0.000	0.00093	2.00
1	1.0000	1.000	0.000	0.00093	2.00
5	5.0000	5.000	0.000	0.00093	2.00
10	10.0000	10.000	0.000	0.00093	2.00
20	20.0000	20.000	0.000	0.00093	2.00
50	50.0000	50.001	-0.001	0.00093	2.00
100	100.0000	100.001	-0.001	0.00094	2.00
200	200.0000	200.001	-0.001	0.0011	2.00
300	300.0000	300.003	-0.003	0.0011	2.00
400	399.9999	400.003	-0.003	0.0012	2.00
500	499.9999	500.003	-0.003	0.0013	2.00
600	599.9999	600.002	-0.002	0.0014	2.00

P. Jongsakul
23 April 2024

The reported uncertainty of measurement was based on a standard uncertainty multiplied by a coverage factor *k*, providing a level of confidence of approximately 95 %.

----- End -----

F-CS-012 Revision: 01 Date: 20-04-65



402419-001-01					Equipment : Electronic Balance			
rand: OHAUS					Model: PX623			
erial No.: C236754745					ID No.: UAE.MIC.055/2565			
Normal Value	Standard Value	Average Reading	Error	Correction	Uncertainty (U)	U + Error Total Error	Judgement	(Total Error < Judgement) Result (Pass / Fail)
(g)	(g)	(g)	(g)	(g)	(g)	(g)	(±g)	
0	0.0000	0.000	0.000	0.000	0.00093	0.001	0.005	Pass
1	1.0000	1.000	0.000	0.000	0.00093	0.001	0.005	Pass
5	5.0000	5.000	0.000	0.000	0.00093	0.001	0.005	Pass
10	10.0000	10.000	0.000	0.000	0.00093	0.001	0.005	Pass
20	20.0000	20.000	0.000	0.000	0.00093	0.001	0.005	Pass
50	50.0000	50.001	0.001	-0.001	0.00093	0.002	0.005	Pass
100	100.0000	100.001	0.001	-0.001	0.00094	0.002	0.005	Pass
200	200.0000	200.001	0.001	-0.001	0.00110	0.002	0.005	Pass
300	300.0000	300.003	0.003	-0.003	0.0011	0.004	0.010	Pass
400	399.9999	400.003	0.003	-0.003	0.0012	0.004	0.010	Pass
500	499.9999	500.003	0.003	-0.003	0.0013	0.004	0.010	Pass
600	599.9999	600.002	0.002	-0.002	0.0014	0.003	0.010	Pass
IUC * : Unit Under Calibration								
ernarks:								

Envi Equipment Service Co., Ltd.

110/254 Moo 3, Tumbon Bang Rak Phatthana, Amphur Bang Bua Thong, Nonthaburi 11110

Tel. 098 362 9152, 089 478 7885

E-mail: sales@envi-ees.com

Certificate No.: E24-040046

Page.: 1 of 6

CERTIFICATE OF CALIBRATION

Customer : United Analyst and Engineering Consultant Co., Ltd.

Address : 81 Soi Udomsuk 41, Sukhumvit Road, Bangchak, Phrakhanong, Bangkok 10260

Description of Equipment : Console meter

Manufacturer : Apex Instrument

Model Number : XC-572-V

Serial Number : A2003277

ID./Control No. : UAE.EFM 050/2563

Environment Conditions : Temperature (25 ± 2) °C
: Humidity (50 ± 15) % RH

Cal. Date : 30/04/2024

Issue Date : 30/04/2024

Calibration Method or Calibration Procedure Used

US EPA Method (United State Environmental Protection Agency)

This certificate is traceable to national standard, which realize the units of measurement according to the International System of Units (IS).

Result of Calibration

This certificate may not be reproduced other than in full except with prior Written approval of the Technical Manager, Envi Equipment Service Company Limited.

These reported uncertainties of measurement are expanded by a coverage factor of k=2, providing a 95% confidence level

Calibrated by : Mr. Sanya Sangnil

Approved by :

(Mr. Manat Pekkud)

Technical Manager



เอกสารไม่ควบคุม

METHOD 5 CONSOLE CALIBRATION
USING REFERENCE WET GAS METER W-NK-2.5-B-Z No.547425
5-POINT METRIC UNIT

Meter Console Information		Calibration Conditions				Factors/Conversions		
Console Model Number	XC-572-V	Date	Time	30/04/2024	09:50 AM	Std Temp	293	K
Console Serial Number	A2003277	Calibration Reference No.		SER24-040015		Std Press	760	mm Hg
DGM Model Number	SK25EX	Barometric Pressure		755.16		K ₁	0.386	
DGM Serial Number	00008684	Calibration Meter Gamma		1.001		Console Leak Check		PASS

Calibration Data									
Run Time	Metering Console					Calibration Meter			
Elapsed	DGM Orifice DH	Volume Initial	Volume Final	Outlet Temp Initial	Outlet Temp Final	Volume Initial	Volume Final	Outlet Temp Initial	Outlet Temp Final
(Q)	(P _m)	(V _{mi})	(V _{mf})	(t _{mi})	(t _{mf})	(V _{wi})	(V _{wf})	(t _{wi})	(t _{wf})
min	mm H ₂ O	m ³	m ³	°C	°C	m ³	m ³	°C	°C
11.83	13.0	0.1490	0.2890	29	29	217.24752	217.38566	29	29
11.88	13.0	0.2890	0.4290	29	29	217.38566	217.52414	28	28
8.38	26.0	0.4370	0.5770	28	28	217.53204	217.67056	28	28
8.37	26.0	0.5770	0.7170	28	28	217.67056	217.80870	27	27
13.50	40.0	0.7250	1.0050	28	28	217.81654	218.09194	27	27
13.45	40.0	1.0050	1.2850	28	28	218.09194	218.36602	27	27
10.13	70.0	1.2940	1.5740	28	28	218.37480	218.64782	26	26
10.08	70.0	1.5740	1.8540	28	28	218.64782	218.91954	26	26
8.92	90.0	1.8660	2.1460	29	29	218.93090	219.20172	25	25
8.92	90.0	2.1460	2.4260	29	29	219.20172	219.47232	25	25



เอกสารไม่ควบคุม

**METHOD 5 CONSOLE CALIBRATION
USING REFERENCE WET GAS METER W-NK-2.5-B-Z No.547425
5-POINT METRIC UNIT**

Meter Console Information		Calibration Conditions				Factors/Conversions		
Console Model Number	XC-572-V	Date	Time	30/04/2024	09:50 AM	Std Temp	293	K
Console Serial Number	A2003277	Calibration Reference No.		SER24-040015		Std Press	760	mm Hg
DGM Model Number	SK25EX	Barometric Pressure		755.16	mmHg	K ₁	0.386	
DGM Serial Number	00008684	Calibration Meter Gamma		1.001		Console Leak Check		PASS

Calibration Data								
Results								
Standardized Data				Dry Gas Meter				
Dry Gas Meter		Calibration Meter		Calibration Factor		Flowrate		
(V _{m(std)})	(Q _{m(std)})	(V _{w(std)})	(Q _{w(std)})	Value	Variation	Std & Corr	.0212 m ³ _{std} /min	Variation
m ³	m ³ /min	m ³	m ³ /min	(Y)	(ΔY)	(Q _{m(std)} (corr))	(ΔH _@)	(ΔH _@)
						m ³ /min	mm H ₂ O	
0.135	0.011	0.133	0.011	0.986	0.011	0.011	44.643	-0.366
0.136	0.011	0.134	0.011	0.989	0.013	0.011	44.652	-0.357
0.136	0.016	0.134	0.016	0.988	0.012	0.016	44.532	-0.477
0.136	0.016	0.134	0.016	0.985	0.009	0.016	44.452	-0.557
0.273	0.020	0.268	0.020	0.981	0.005	0.020	44.919	-0.090
0.273	0.020	0.266	0.020	0.976	0.000	0.020	45.017	0.008
0.274	0.027	0.266	0.026	0.969	-0.006	0.026	45.177	0.168
0.274	0.027	0.265	0.026	0.965	-0.011	0.026	45.161	0.152
0.276	0.031	0.265	0.030	0.960	-0.016	0.030	45.731	0.722
0.276	0.031	0.265	0.030	0.959	-0.017	0.030	45.805	0.797
				0.976	Y Average		45.009	ΔH _@ Average

Note: For Calibration Factor Y, the ratio of the reading of the calibration meter to the dry gas meter, acceptable tolerance of individual values from the average is ± 0.02 .

For $\Delta H_{@}$, orifice pressure differential that equates to 0.75 cfm (0.0212 m³/min) at standard temperature and pressure, acceptable tolerance of individual values from the average is ± 0.2 inches (5.1mm) H₂O.



เอกสารไม่ควบคุม

Meter Console Information	
Console Model Number	XC-572-V
Console Serial Number	A2003277
DGM Model Number	SK25EX
DGM Serial Number	00008684

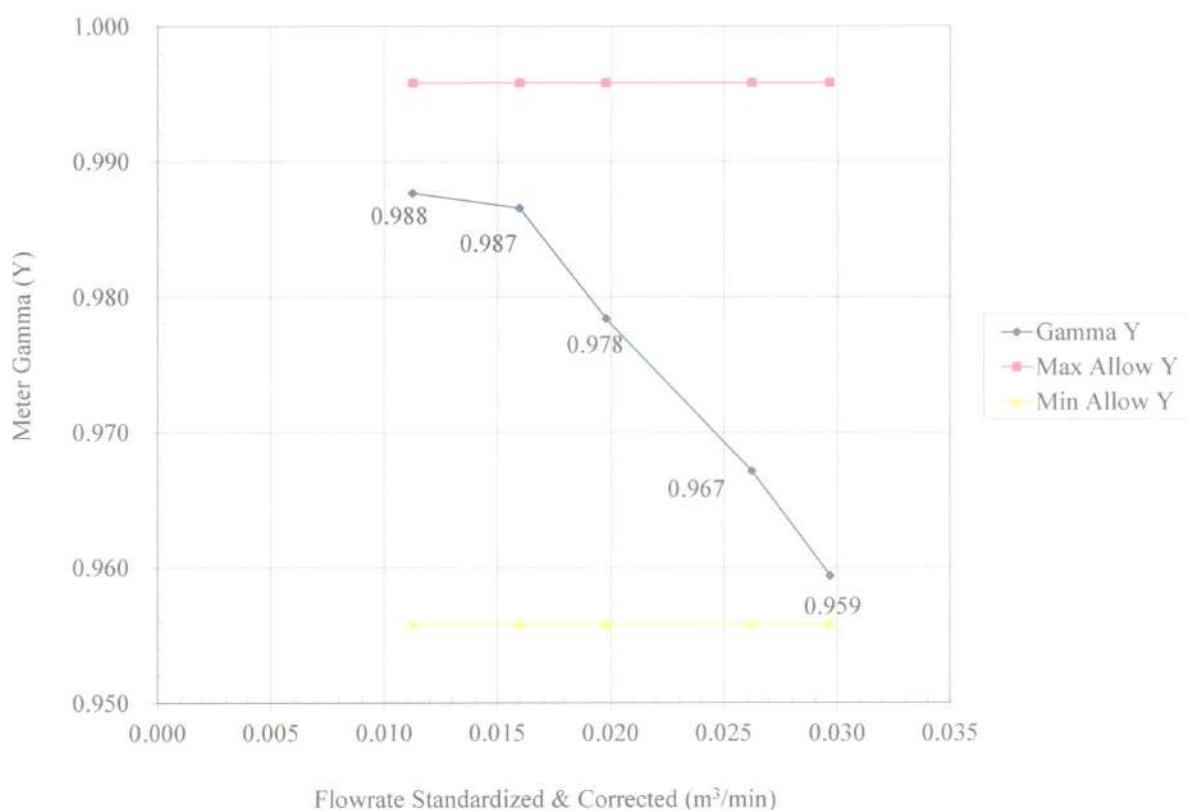
Calibration Conditions			
Date	Time	30/04/2024	09:50 AM
Calibration Reference No.	SER24-040015		
Barometric Pressure	755.16	mmHg	
Calibration Meter Gamma	1.001		

Factors/Conversions		
Std Temp	293	K
Std Press	760	mm Hg
K ₁	0.386	
Console Leak Check	PASS	

Calibration Date: 30-4-2024

Calibration Reference No: SER24-040015

Meter Gamma vs Flowrate



Console Serial: A2003277

Console Model: XC-572-V



เอกสารไม่ควบคุม

Meter Console Information	
Console Model Number	XC-572-V
Console Serial Number	A2003277
DGM Model Number	SK25EX
DGM Serial Number	00008684

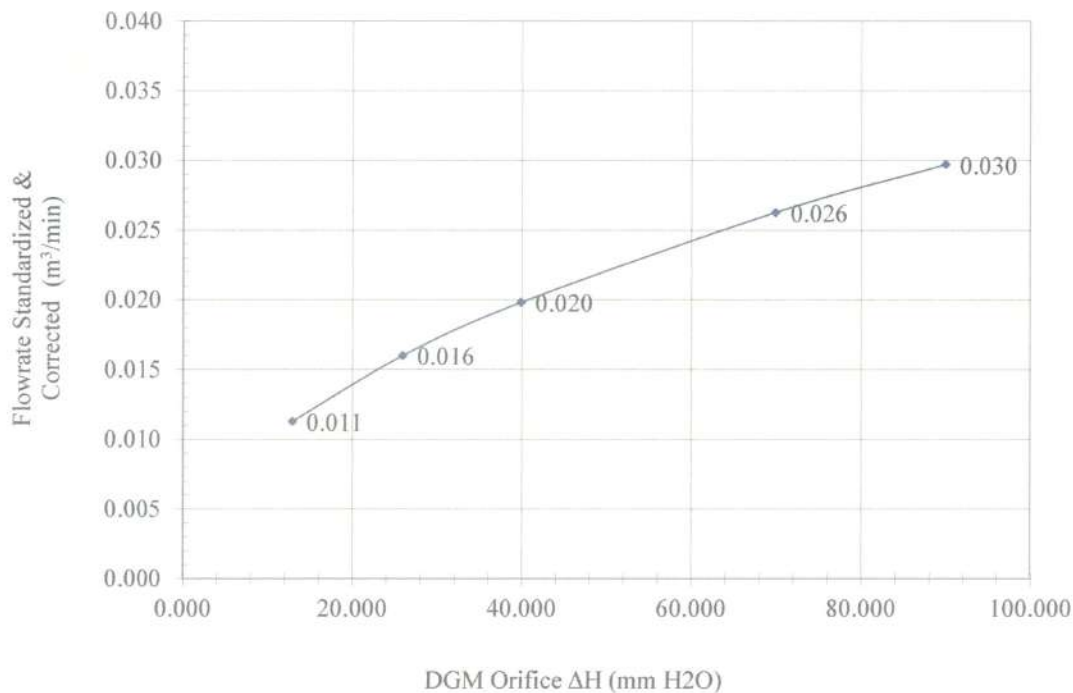
Calibration Conditions			
Date	Time	30/04/2024	09:50 AM
Calibration Reference No.	SER24-040015		
Barometric Pressure	755.16	mmHg	
Calibration Meter Gamma	1.001		

Factors/Conversions		
Std Temp	293	K
Std Press	760	mm Hg
K ₁	0.386	
Console Leak Check	PASS	

Calibration Date: 30-4-2024

Calibration Reference No: SER24-040015

Meter Pressure vs Flowrate



Console Serial: A2003277

Console Model: XC-572-V



เอกสารไม่ควบคุม

THERMOCOUPLES SYSTEM CALIBRATION

Sampling System Equipment Information	
Console Model Number	XC-572-V
Console Serial Number	A2003277
DGM Model Number	SK25EX
DGM Serial Number	00008684
Meter Box Model Number	JENCO 765 KF
Meter Box Serial Number	JC 19781

Calibration Conditions			
Date	Time	30/04/2024	00:15 PM
Calibration Reference No.		SER24-040015	
Reference Thermometer		DIGICON	
Serial Number		183169105	

Results											
Console Thermocouple Simulator											
Channel and test point	Meter Box Channel Temperature Reading (°C)										
	-18.0	25.0	38.0	93.0	149.0	260.0	371.0	482.0	593.0	816.0	1038.0
Stack	-17.0	25.0	37.0	91.0	147.0	259.0	370.0	481.0	591.0	814.0	1036.0
Aux	-17.0	25.0	37.0	91.0	147.0						
Probe	-17.0	25.0	37.0	91.0	147.0						
Filter	-17.0	25.0	37.0	91.0	147.0						
Oven	-17.0	25.0	37.0	91.0	147.0						
Exit	-17.0	25.0	37.0								

Tolerance Range

Stack ± 1.50% Absolute
 Probe ± 3.0 °C
 Filter ± 3.0 °C

Meter ± 3.0 °C
 Exit ± 2.0 °C



เอกสารไม่ควบคุม

Certificate No: G 670378

Date of issue : 07-Jun-24

Instrument description : Flue Gas Analyzer
Instrument model : Testo 350 New
Control unit serial no. : 03579717/0322
Instrument serial no. : 63373169/0322
ID no. or control no. : UAE.EFM.075/2565 NO.11
Manufacturer : Testo SE & Co. KGaA
Probe description : -
Probe model : -
Probe serial no. : -
Customer name : UNITED ANALYST AND ENGINEERING CONSULTANT CO.,LTD.
Customer address : 81 SOI UDOMSUK41,SUKHUMVIT ROAD,BANGCHAK PRAKANONG BANGKOK 10260

Total pages of certificate : 3 Pages
Receiving no. : L-241965
Receiving date. : 30-May-24
Parameter of calibration : Gas Calibration(Oxygen 2.50,10.04,21.02 %vol, Carbon Monoxide 80.18,302,1001 ppm, Nitrogen Dioxide 30.34,80.96, 201.9 ppm, Nitric Oxide 30.01, 151.5, 322.5 ppm, Sulphur Dioxide 50.36, 100.8, 600.8 ppm)
Condition of UUC. : Used
Ambient condition : All of the Measurement were carried out the stabilized laboratory
Temperature : 23 ± 5 °C
Humidity : 55 ± 15 %RH
Calibration place : 17/121 Soi Ngamwongwan 47 Yaek 48, Toongsonghong, Laksi, Bangkok 10210 THAILAND
Calibration procedure no. : This instrument was calibrated by comparison with Standard gas mixture according to calibration Work Instruction no. WI-CL-28-C

The calibration certificate expanded uncertainty of measurement is stated as the standard uncertainty of measurement Multiplied by coverage factor $k=2$, which for a normal distribution corresponds to a coverage probability of approximately 95%.

This certificate is applied only to item under test Environmental condition.

This Calibration Certificate may not be reproduced other than in full except with the permission of the issuing laboratory. Calibration certificates without signature and seal not valid and The results relate only to the items tested/calibrated.

This calibration certificate documents are traceability to national standards, which realize measurement according to the International System of Units (SI).

Date of calibration : 07-Jun-24



Mr. Kwanchai Khamdoun
Calibration Technician



Mrs. Nongluck Wongsettee
Technical Manager

Certificate No.: G 670378

Standard References (Table 1)

Standard	Certificate No.	Vendor	Due date
Oxygen (O ₂) 2.50 % Vol	2412/23	Linde	27-Aug-27
Oxygen (O ₂) 10.04 % Vol	CG-0153-21	Nimt	18-Nov-26
Oxygen (O ₂) 21.02 % Vol	CG-0041-22	Nimt	10-Feb-27
Carbon monoxide (CO) 80.18 ppm	CG-0002-24	Nimt	11-Jan-29
Carbon monoxide (CO) 302 ppm	1915/23	Linde	16-Jun-25
Carbon monoxide (CO) 1001 ppm	CG-0085-24	Nimt	22-May-29
Nitrogen Dioxide (NO ₂) 30.34 ppm	2703/22	Linde	22-Aug-24
Nitrogen Dioxide (NO ₂) 81.32 ppm	3546/23	Linde	14-Jan-26
Nitrogen Dioxide (NO ₂) 201.9 ppm	1975/23	Linde	17-Jul-25
Nitric Oxide (NO) 30.01 ppm	CG-0014-23	Nimt	19-Feb-25
Nitric Oxide (NO) 151.5 ppm	0161/23	Linde	22-Jan-25
Nitric Oxide (NO) 322.5 ppm	1974/23	Linde	17-Jul-25
Sulphur Dioxide (SO ₂) 50.36 ppm	2004/23	Linde	17-Jul-25
Sulphur Dioxide (SO ₂) 100.8 ppm	3507/22	Linde	09-Nov-24
Sulphur Dioxide (SO ₂) 600.8 ppm	2003/23	Linde	17-Jul-25

Measured room conditions

Temperature : 23.6 °C Humidity : 58.1 %RH Pressure : 1009.8 mbar

Calibration conditions

Gas Temperature : 24 °C Flow rate : 1,200 ml/min Gas pressure : 1015.2 mbar

Calibration Results (Before adjustment) (Table 2)

Parameter of Standard	Standard Values	Mean of UUC	Error	Uncertainty (±)
O ₂ (%Vol)	2.50	2.44	-0.06	0.15
O ₂ (%Vol)	10.04	9.95	-0.09	0.20
O ₂ (%Vol)	21.02	21.12	0.10	0.30
CO (ppm)	80.18	80	-0.18	3.0
CO (ppm)	302	301	-1	6.0
CO (ppm)	1001	1002	1	12
NO ₂ (ppm)	30.34	23.6	-6.74	8.0
NO ₂ (ppm)	81.32	70.1	-11.22	8.0
NO ₂ (ppm)	201.9	182.5	-19.4	12
NO (ppm)	30.01	29	-1.01	8.0
NO (ppm)	151.5	153	1.5	8.0
NO (ppm)	322.5	323	0.5	12
SO ₂ (ppm)	50.36	58	7.64	6.0
SO ₂ (ppm)	100.8	111	10.2	6.0
SO ₂ (ppm)	600.8	657	56.2	13

Calibration Results (After adjustment) (Table 3)

Parameter of Standard	Standard Values	Mean of UUC	Error	Uncertainty (±)
O2 (%Vol)	2.50	2.44	-0.06	0.15
O2 (%Vol)	10.04	9.95	-0.09	0.20
O2 (%Vol)	21.02	21.12	0.10	0.30
CO (ppm)	80.18	80	-0.18	3.0
CO (ppm)	302	301	-1	6.0
CO (ppm)	1001	1002	1	12
NO2 (ppm)	30.34	28.8	-1.54	8.0
NO2 (ppm)	81.32	79.7	-1.62	8.0
NO2 (ppm)	201.9	200.1	-1.8	12
NO (ppm)	30.01	29	-1.01	8.0
NO (ppm)	151.5	153	1.5	8.0
NO (ppm)	322.5	323	0.5	12
SO2 (ppm)	50.36	50	-0.36	6.0
SO2 (ppm)	100.8	101	0.2	6.0
SO2 (ppm)	600.8	603	2.2	13

Remark : 1 cmol/mol = 1 %vol. 1 μmol/mol = 1 ppm.

End of Report



JIRANATEE ASSOCIATES CO.,LTD.

Jiranatee Associates Co.,Ltd.
63/14-15, 67/35-36
Petchkasem 7,7/1, Rd.Watthapra, Bangkokyai,
Bangkok 10600 (Thailand)
Tel: +6608680812
Mobile: +66863999453
E-mail: jnac-calibration@jiranatee.com
Web site: www.jiranatee.com

Accredited calibration laboratory
ISO/IEC 17025:2017
NSC-TISI-TIS 17025
CALIBRATION 0367

Flow measurement laboratory
Calibration services department.



CERTIFICATE OF CALIBRATION

Certificate No. : COF-002-66

Page 1 of 2 Pages

MEASUREMENT ITEM : Top Load Orifice
MANUFACTURER : Andersen Instruments
MODEL/TYPE : G25A
SERIAL NUMBER : 1901
ID NUMBER : UAE.ANV.051/2547
CONDITION AS-RECEIVED : Used item
CUSTOMER : United Analyst and Engineering Consultant Co., Ltd.
81 Soi Udomsuk 41, Sukhumvit Road, Bangchak, Phrakhanong,
Bangkok 10260

RECEIVED DATE : 07 Jul 2023
MEASUREMENT DATE : 14 Jul 2023
ISSUE DATE : 18 Jul 2023

ENVIRONMENTAL CONDITIONS:

Ambient condition in the laboratory are as follow:

Temperature	: 23.0 ± 3.0	°C
Relative Humidity	: 55.0 ± 15.0	%RH
Atmospheric Pressure	: 1010 ± 10	hPa

CALIBRATION CONDITION:

Preconditioning : 24 hours at ambient conditions.
Measurement Condition : The average values during measurement are 23.9 °C and 54.5%RH.

NOTED: The certificate is valid only to the item calibrated on date and place of calibration.

TABULATION OF RESULTS:

The table on next page give the measured values.

Calibration procedure:

The Orifice gas flow device was calibrated against Standard Rotary Displacement Meter (Roots Meter) Model G65/IMC/W2-dp. The WI-CL-004 was used as a calibration guideline.

Traceability:

This certificate provides a traceability of The measurement to recognized the national standards, and to realization of the international system of units (SI) through the VSL (National Metrology Institute of Netherlands) via Certificate number: G2211901

Uncertainty of Measurement:

The reported uncertainty of measurement is based on the standard uncertainty multiplied by a coverage factor $k=2$, Which for a normal distribution corresponds to a coverage probability of approximately 95%. The standard uncertainty has been determined in accordance with the GUM 'Evaluation of measurement data - Guide to the expression of uncertainty in measurement'

Calibrated by:

- ☐ Mr. Sorawit Thachalad
☒ Miss Jittraporn Lertsomphol



Approved signatory:

Mr. Parinya Booncharoen
Calibration Department Manager

เอกสารไม่ควบคุม

MEASUREMENT RESULTS:

The Orifice gas flow device was calibrated by direct comparison method with the Standard Rotary Displacement Meter (Roots Meter). The Humid air was used as a medium in the system. The standard conditions are 25°C (298.15 K) and 760 mmHg for standard temperature and standard pressure respectively.

Table 1: The results of Q Standard calibration data

Plate	Flow rate m^3/min	Pressure [Pa] mmHg	Temperature [Ta] °C	Temperature [Tm] °C	Δp_{meter} mmHg	$\Delta p_{Orifice}$ inH ₂ O	Y	Standard Flow [Q_s] m^3/min
1	0.701	754.115	23.87	23.10	55.600	1.626	1.273	0.648
2	0.997	754.083	23.80	23.23	61.350	3.236	1.795	0.914
3	1.121	754.005	23.81	23.20	41.923	4.338	2.079	1.057
4	1.172	754.004	23.72	23.16	30.933	4.891	2.208	1.122
5	1.410	753.994	23.76	23.18	29.415	7.159	2.671	1.352

Slope (m): 1.98463
 Intercept (b): -0.01636
 Correlation coefficient (r): 0.99972
 Uncertainty ($k=2$): 0.015 m^3/min

Table 2: The results of Q actual calibration data

Plate	Flow rate m^3/min	Pressure [Pa] mmHg	Temperature [Ta] °C	Temperature [Tm] °C	Δp_{meter} mmHg	$\Delta p_{Orifice}$ inH ₂ O	Y	Standard Flow [Q_a] m^3/min
1	0.701	754.115	23.87	23.10	55.600	1.626	0.800	0.651
2	0.997	754.083	23.80	23.23	61.350	3.236	1.129	0.917
3	1.121	754.005	23.81	23.20	41.923	4.338	1.307	1.061
4	1.172	754.004	23.72	23.16	30.933	4.891	1.388	1.126
5	1.410	753.994	23.76	23.18	29.415	7.159	1.679	1.357

Slope (m): 1.24306
 Intercept (b): -0.01029
 Correlation coefficient (r): 0.99972
 Uncertainty ($k=2$): 0.015 m^3/min

End of Certificate of Calibration



เอกสารไม่ควบคุม



Certificate of Calibration

Certificate No. : 24P1251

Page : 1 of 2

Equipment : U Tube Manometer

Manufacturer: Dwyer

Model : 1221-36-W/M

Serial No.: -

ID No.: UAE.EFM.077/2566

Condition As-Received: Used Item

Received Date: 03 April 2024

Calibration Date: 11 April 2024

Reference: 2404-0118WSC

Ambient Temperature: (23 ± 2) °C

Relative Humidity: (50 ± 15) %

Atmospheric Pressure: 1012 mbar

Submitted by: United Analyst and Engineering Consultant Co.,Ltd.

This certificate may not be reproduced other than in full,
except with the prior written approval of the head of
Corporate Services 3: Equipment Calibration and Testing Services.

81 Soi Udomsuk 41, Sukhumvit Road, Bangchak,
Phrakhanong, Bangkok 10260

Procedure used: The calibration was conducted by direct comparison method against Pressure Measuring Instruments Standard according to calibration procedure CP-P04, using " DKD-R 6-1 ; Calibration of Pressure Gauges " as a guidelines.

Condition of this result of calibration

1.Reference standards instruments :

<u>Instrument</u>	<u>Model</u>	<u>Serial No.</u>	<u>Certificate No.</u>	<u>Due Date</u>
1) Pressure Calibrator	PC106P	1189	MP-0176-23	12 Sep 2024

2.This result of calibration was made on requested at the point specified by customer.

3.Scale and conversion factor is 1 kPa = 4.0146293 inH₂O

4.This instrument was used clean air as pressure media.

5.This instrument was calibrated by applied pressure to high-port (+) side and low-port (-) side open to atmospheric pressure.

6.This instrument was installed in vertical orientation and top of the pressure port was used as the reference level.

7.The certificate is valid only to the item calibrated on date and place of calibration.

8.This Certification is traceable to the International System of Unit maintained through:-

-National Institute of Metrology (Thailand), NSC-ONSC Accredited No. Calibration 0144

Calibrated by : Suksan Khankaew

Issue Date : 17 April 2024

Approved Signatory :

[] Phalinee Prabpaipal

[] Sura Suwannasri

[✓] Attapol Panurach

เอกสารไม่ควบคุม



Cert.No.: 24P1251

Page: 2 of 2

Result of calibration:- Without adjustment

Range : 0 inH₂O to 36 inH₂O

Function:- Pressure Measurement

Scale Interval : 0.1 inH₂O (The Second Estimate)

Increasing Pressure

		UUC Indication			
Applied Pressure	High-port side	Low-port side	ΔP	Error	
0.00	0.00	0.00	0.00	0.00	
2.00	1.00	-1.00	2.00	0.00	
4.00	2.00	-2.00	4.00	0.00	
6.00	3.00	-3.00	6.00	0.00	
8.00	4.00	-4.00	8.00	0.00	
10.00	5.00	-5.00	10.00	0.00	
12.00	6.00	-6.00	12.00	0.00	
14.00	7.05	-7.05	14.10	0.10	
16.00	8.05	-8.05	16.10	0.10	
18.00	9.05	-9.05	18.10	0.10	
20.00	10.05	-10.05	20.10	0.10	
22.00	11.05	-11.05	22.10	0.10	
24.00	12.05	-12.05	24.10	0.10	
26.00	13.05	-13.05	26.10	0.10	
28.00	14.05	-14.05	28.10	0.10	
30.00	15.05	-15.05	30.10	0.10	
32.00	16.05	-16.10	32.15	0.15	
34.00	17.05	-17.10	34.15	0.15	
35.80	18.00	-18.00	36.00	0.20	

The uncertainty of measurement was ± 0.11 inH₂O

* ΔP = High-port side - Low-port side

* UUC = Unit Under Calibration

The reported uncertainty of measurement was based on a standard uncertainty multiplied by a coverage factor $k = 2$, providing a level of confidence of approximately 95 %.

-oOo-

เอกสารไม่ควบคุม

Certificate of Calibration

Customer

Name : UNITED ANALYST AND ENGINEERING CONSULTANT CO., LTD.
Address : 81 Soi Udomsuk 41, Sukhumvit Road, Bangchak, Prakanong, Bangkok
10260

Certificate No : 24-AFM-192

Request No : Req-2024-2120

Unit Under Calibration Details

Measurement Item : Air Flow Meter
Manufacturer : BGI Accuracy : 0.75% of Reading
Model : Delta Cal DC1 Sensor Model : -
Serial Number : 159822 Sensor Serial Number : -
ID : UAE.EFM.039/2561 Instrument Status : Used
Location of Calibration : LAB 4 AIR VELOCITY METER

Calibration Environment and Details

Temperature : 23 °C ± 3 °C
Humidity : 55 %RH ± 20 %RH
Barometric Pressure : 1013 hPa ± 10 hPa
Received Date : 10 September 2024
Calibration Date : 23 September 2024
Calibration Procedure : In-house method CP-AFM-01 by Comparison technique with Standard Primary Flow Calibrator

Reference Standard	Model	Serial Number	Traceble	Due Calibration
Air Flow Meter	Gilibrator 3 High flow	18501012012	Sensidyne	1 August 2025
Temperature meter	GT 11	08000057	Qreborn	1 March 2025
Pressure meter	CPG2400	41000KDU/651882	TPA	9 November 2024

Traceability :

This Certificate is traceable to SI Unit through Sensidyne A2LA Accreditation No. 3943.01

Note :

The reported uncertainty is based on standard uncertainty multiplied by the Coverage Factor $k = 2$, providing a level of confidence approximately 95 %.

Calibration By : me
Mr. Noppadon Luangart
Service Calibration Engineer

Approved By : ๗๓๓
Mr. Pacit Mathavorn
Calibration Engineer Supervisor

Issue Date : 23 September 2024

เอกสารไม่ควบคุม

Certificate No : 24-AFM-192

Request No : Req-2024-2120

Result of Calibration : Without Adjustment

Temperature (°C)	Pressure (kPa)	STD (l/min)	UUC (l/min)	Error (l/min)	Uncertainty (l/min)	MPE (l/min)	Result
24.30	99.90	14.50	14.57	0.07	0.20	0.109	N/A
24.40	99.90	15.00	15.06	0.06	0.21	0.113	N/A
24.40	99.80	15.80	15.85	0.05	0.22	0.119	N/A
24.50	99.80	16.67	16.70	0.03	0.23	0.125	N/A
24.50	99.60	18.30	18.28	-0.02	0.26	0.137	N/A

Note STD : Standard UUC : Unit Under Calibration
- UUC Reference Condition : 25 °C, 101.3 kPa, Air
- Flow Rate was corrected for non-standard operating condition by using equation :

$$Q_{\text{meas}} = Q_{\text{ref}} \times \frac{P_{\text{ref}}}{P_{\text{meas}}} \times \frac{T_{\text{meas}}}{T_{\text{ref}}}$$

where Q = Flow Rate P = Absolute Pressure T = Absolute Temperature
 Meas = Measurement Condition ref = Standard Condition

* Indicates non accredited

MPE = Maximum Permissible Error (Specified in Manufacturer's Specifications)

N/A = Not Aavailable, Customer does not require a statement of conformity.

เอกสารไม่ควบคุม

Certificate No : 24-AFM-192

Request No : Req-2024-2120

Decision Rule for Statements of Conformity

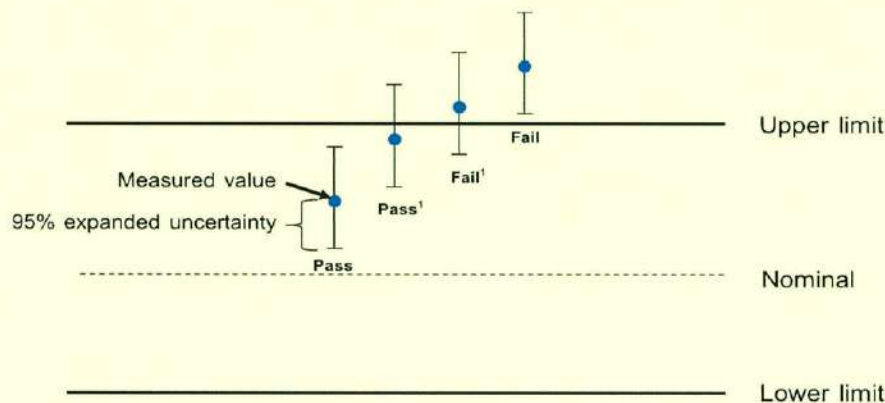
The standard decision rule employed for the statements of conformity to each calibration result will be applied using ILAC-G8:09/2019; Guidelines on the Reporting of Compliance with Specification as following Fig. and statements

Pass = The measurement result plus the expanded uncertainty with a 95% coverage probability were within the limit.

Pass¹ = The measurement result was within the limit. However, a portion of the expanded uncertainty of measurement at 95% exceeds the limit.

Fail¹ = The measurement result was out of the limit. However, a portion of the expanded uncertainty of measurement at 95% is within the limit.

Fail = The measurement result plus the expanded uncertainty with a 95% coverage probability were outside the limit.



End of Certificate

เอกสารไม่ควบคุม

The results related only to the item calibrated. The certificate shall not be reproduced except in full, without written approval of the Innovative Instrument Co., Ltd.

FM-708-AFM-01 Rev.04 Issue date 17/6/24

Certificate of Calibration

Customer

Name : UNITED ANALYST AND ENGINEERING
CONSULTANT CO., LTD.
Address : 81 Soi Udomsuk 41, Sukhumvit Road, Bangchak,
Prakanong, Bangkok 10260

Certificate No : 24-TPM-440

Request No : Req-2024-2120

Page : 1/2

Unit Under Calibration Details

Calibration Parameter	: Temperature	Range Calibration	: 20 °C to 50 °C
Instrument Name	: Air Flow meter	Type of Sensor	: RTD
Manufacturer	: BGI	Sensor Diameter (mm)	: 3
Model	: Delta Cal DC1	Calibration Position (mm)	: 45
Serial Number	: 159822	Instrument Status	: Used
Resolution	: 0.1 °C		
ID Number	: UAE.EFM.039/2561		

Calibration Environment and Details

Temperature : 23 °C ± 3 °C
Humidity : 55 %RH ± 15 %RH
Received Date : 10 September 2024
Calibrated Date : 25 September 2024
Calibration Procedure : In-house method CP-TPM-01 by Comparison with Standard Thermometer.

Reference Standard

Digital Thermometer with Sensor, Manufacturer: GINGO/GINGO, Model: GT11/ RTD100, SN:
08000057, ID: 02-TPM Which was calibrated on 1 March 2024, Calibration Certificate No. : QR24-0478

Traceability

: This Certificate is traceable to SI Unit through Quality Reborn Co., Ltd., NSC-ONSC Accreditation No.:
Calibration 0292

Note

The reported uncertainty is based on standard uncertainty multiplied by the Coverage Factor $k=2$, providing a level of confidence approximately 95 %.

Approved By :



Mr. Noppadon Luangart

Technical Manager

Issue Date :

25 September 2024

เอกสารไม่ควบคุม

Calibration Note

UUC Adjustment : Not Adjust

Certificate No : 24-TPM-440

Request No : Req-2024-2120

Page : 2/2

Result of Calibration :

UUC Sensor	Standard Temperature (°C)	UUC Reading (°C)	Correction (°C)	Uncertainty (± °C)
Ta	20.031	19.9	+ 0.1	0.13
	25.034	24.9	+ 0.1	0.13
	30.035	30.0	0.0	0.13
	35.029	35.0	0.0	0.13
	40.011	40.0	0.0	0.13
	45.008	45.0	0.0	0.13
	50.007	50.0	0.0	0.13
Tf	20.031	19.9	+ 0.1	0.13
	25.034	24.9	+ 0.1	0.13
	30.035	30.0	0.0	0.13
	35.029	35.0	0.0	0.13
	40.011	40.0	0.0	0.13
	45.008	45.0	0.0	0.13
	50.007	50.0	0.0	0.13

End of Certificate

Calibrated By :



Mr. Sittichok Jirapukdeesakul

เอกสารไม่ควบคุม



Certificate of Calibration

Certificate No. : 24P1369

Page : 1 of 2

Equipment : Aneroid Barometer
Manufacturer: Barigo
Model : -
Serial No.: -
ID No.: UAE.ANV.013/2547

Condition As-Received: Used Item

Received Date: 05 April 2024

Calibration Date: 22 April 2024

Reference: 2404-0243WSC

Ambient Temperature: (23 ± 2) °C

Relative Humidity: (50 ± 15) %

Atmospheric Pressure: 1007 mbar

Submitted by: United Analyst and Engineering Consultant Co.,Ltd.

81 Soi Udomsuk 41, Sukhumvit Road, Bangchak,
Phrakhanong, Bangkok 10260

Procedure used: The calibration was conducted by direct comparison method against Pressure Measuring Instruments Standard according to calibration procedure CP-P10, using " DKD-R 6-1 ; Calibration of Pressure Gauges " as a guidelines.

Condition of this result of calibration

1.Reference standards instruments :

<u>Instrument</u>	<u>Model</u>	<u>Serial No.</u>	<u>Certificate No.</u>	<u>Due Date</u>
1) Standard Barometer	DPI142	1422505046	MP-0094-23	03 May 2024

2.This instrument was installed in vertical orientation and center of the dial was used as the reference level.

3.This result of calibration was made on requested at the point specified by customer.

4.Scale and conversion factor is 1 kPa = 7.50062 mmHg

5.This result of calibration instrument was in absolute pressure.

6.This instrument was used clean air as pressure media.

7.The certificate is valid only to the item calibrated on date and place of calibration.

8.This Certification is traceable to the International System of Unit maintained through:-

-National Institute of Metrology Thailand (NIMT)

Calibrated by : Suksan Khankaew
Issue Date : 23 April 2024

Approved Signatory : _____
[] Phalinee Prabpaipal
[] Sura Suwannasri
[✓] Attapol Panurach

เอกสารไม่ควบคุม



Cert.No.: 24P1369

Page: 2 of 2

Result of calibration:- Without adjustment

Range : 720 mmHg to 780 mmHg

Function:- Absolute Pressure Measurement

Scale Interval : 1 mmHg (The Fifth Estimate)

Increasing Pressure

Applied Pressure (mmHg)	718.40	729.71	740.61	751.07	761.97	773.05	786.91
UUC* Indication (mmHg)	720.0	730.0	740.0	750.0	760.0	770.0	780.0
Error (mmHg)	1.60	0.29	-0.61	-1.07	-1.97	-3.05	-6.91

Decreasing Pressure

Applied Pressure (mmHg)	786.91	772.99	761.71	750.69	740.13	729.35	718.44
UUC* Indication (mmHg)	780.0	770.0	760.0	750.0	740.0	730.0	720.0
Error (mmHg)	-6.91	-2.99	-1.71	-0.69	-0.13	0.65	1.56

The uncertainty of measurement was ± 0.24 mmHg

* UUC = Unit Under Calibration

The reported uncertainty of measurement was based on a standard uncertainty multiplied by a coverage factor $k = 2$, providing a level of confidence of approximately 95 %.

-oOo-

เอกสารไม่ควบคุม



Certificate of Calibration

Certificate No. : 24H753

Page : 1 of 2

Equipment : Dial Thermo-Hygrometer

Manufacturer: Barigo

Model : -

Serial No.: -

ID No.: UAE.ANV.127/2550

Condition As-Received: Used Item

Received Date: 05 April 2024

Calibration Date: 10 April 2024
to 18 April 2024

Reference: 2404-0247WSC

Ambient Temperature: (25 ± 3) °C

Relative Humidity: (50 ± 20) %

This certificate may not be reproduced other than in full,
except with the prior written approval of the head of
Corporate Services 3: Equipment Calibration and Testing Services.

Submitted by: United Analyst and Engineering Consultant Co.,Ltd.

81 Soi Udomsuk 41, Sukhumvit Road,
Bangchak, Phrakhanong, Bangkok 10260

Procedure used: Calibration were conducted using in-house calibration procedure CP-H02 according to comparison with standard chilled mirror sensor for humidity measurement function and comparison with standard temperature probe for temperature measurement function into humidity / temperature chamber.

Condition of this result of calibration

1.Reference standards instruments :

<u>Instrument</u>	<u>Model</u>	<u>Serial No.</u>	<u>Certificate No.</u>	<u>Due Date</u>
1) Chilled Mirror Hygrometer	Dew Master	44730	21656	02 Aug 2024
2) Handheld Thermometer With Sensor	1521	A5A339	2311238	16 Oct 2024

2.The certificate is valid only to the item calibrated on date and place of calibration.

3.This Certification is traceable to the International System of Unit maintained through:-

- Thunder Scientific Corporation, NVLAB Accreditation No. Calibration 200582-0
- Technology Promotion Association (Thailand-Japan), NSC-ONSC Accredited No. Calibration 0008

Calibrated by : Chakrit Waewwanjua
Issue Date : 18 April 2024

Approved Signatory : _____
[] Chakrit Waewwanjua
[✓] Viporn Tantiyawutti
[] Unnopphol Harachai

เอกสารไม่ควบคุม



Cert. No.: 24H753

Page.: 2 of 2

Result of Calibration:-

Without Adjustment

Function:

Humidity Measurement.

<u>Reference Temperature</u> (°C)	<u>Standard Humidity</u> (%R.H.)	<u>UUC* Reading</u> (%R.H.)	<u>Error</u> (%R.H.)	<u>Uncertainty of Measurement</u> (±%R.H.)
25.0	40.1	43	2.9	1.6
25.0	60.0	60	0.0	1.7
25.0	80.0	78	-2.0	1.8

Result of Calibration:-

Without Adjustment

Function:

Temperature Measurement.

<u>Standard Temperature</u> (°C)	<u>UUC* Reading</u> (°C)	<u>Error</u> (°C)	<u>Uncertainty of Measurement</u> (±°C)
20.014	20.0	-0.014	0.72
25.033	25.0	-0.033	0.72
30.010	30.0	-0.010	0.72
35.027	34.5	-0.527	0.72
40.013	39.5	-0.513	0.72

UUC* : Unit Under Calibration

The reported uncertainty of measurement was base on standard uncertainty multiplied by coverage factor $k = 2.00$, providing confidence level approximately 95%.

-o0o-

เอกสารไม่ควบคุม

MULTI-POINT GAS TEST REPORT

Test Date : Sep 20,2024

Equipment : Gas Analyzer (NO₂)

Model : 42i

Manufacturer : Thermo Scientific

Serial Number : CM22387039

Standard Gas Concentration

Sulphur Dioxide (SO ₂)	42.89
Nitric Oxide (NO)	46.77
Methane (CH ₄)	-
Carbon Monoxide (CO)	965.9
Cylinder No. :	EB0159156
Expiration Date :	Nov 6,2026

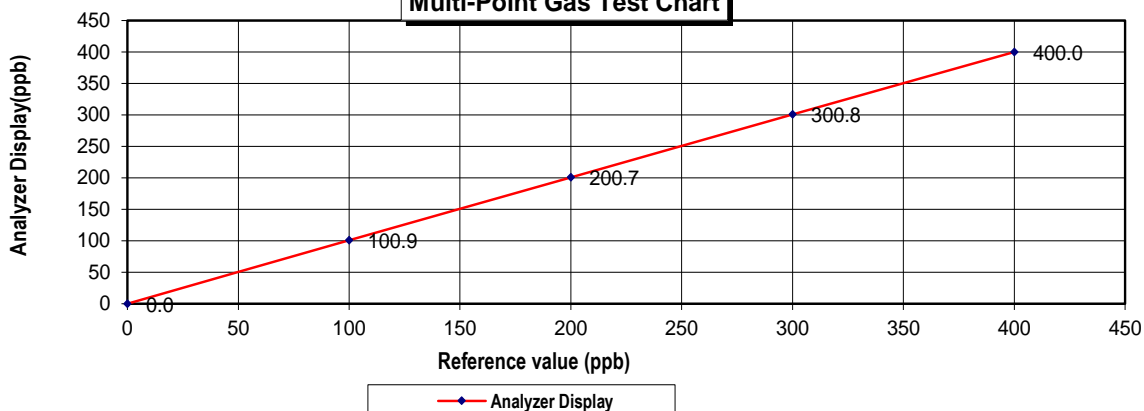
Dilutor Detail

Manufacturer :	Thermo Scientific
Model :	146i
Serial Number :	1180540071

Multi-point gas test data

Reference Value (ppb)			Analyzer Display (ppb)	Difference Error	Percent Error	[% Error]
Level 1	Zero	0.0	0.0	0.00	0.00	0.00
Level 2	20.00%	100.0	100.9	0.90	0.89	0.89
Level 3	40.00%	200.0	200.7	0.70	0.35	0.35
Level 4	60.00%	300.0	300.8	0.80	0.27	0.27
Level 5	80.00%	400.0	400.0	0.00	0.00	0.00
Remark : Measuring Range 500.0 ppb				Average Difference (%)		0.30

Multi-Point Gas Test Chart



Calculate by

20 / 9 / 2567

Approve by

20 / Sep / 2024

MULTI-POINT GAS TEST REPORT

Test Date : Sep 20,2024

Equipment : Gas Analyzer (NO₂)

Model : 42i

Manufacturer : Thermo Scientific

Serial Number : CM22387040

Standard Gas Concentration

Sulphur Dioxide (SO ₂)	42.89
Nitric Oxide (NO)	46.77
Methane (CH ₄)	-
Carbon Monoxide (CO)	965.9
Cylinder No. :	EB0159156
Expiration Date :	Nov 6,2026

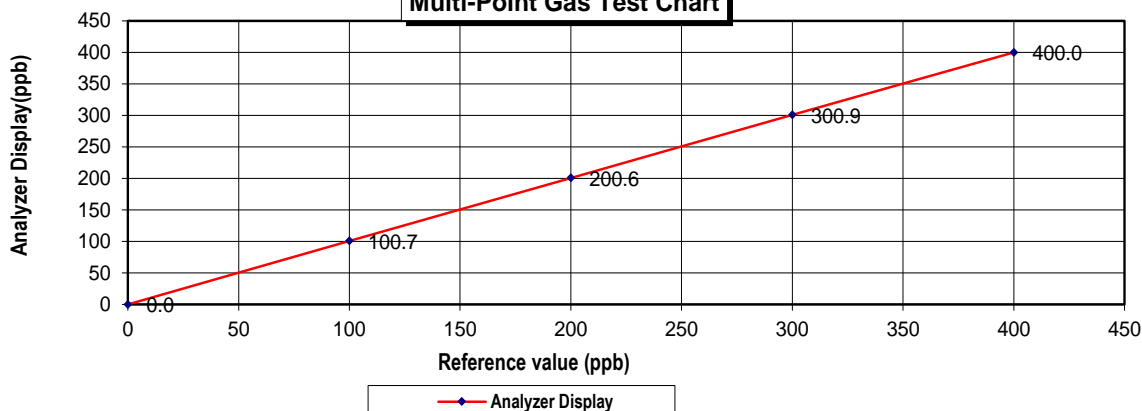
Dilutor Detail

Manufacturer :	Thermo Scientific
Model :	146i
Serial Number :	1180540071

Multi-point gas test data

Reference Value (ppb)			Analyzer Display (ppb)	Difference Error	Percent Error	[% Error]
Level 1	Zero	0.0	0.0	0.00	0.00	0.00
Level 2	20.00%	100.0	100.7	0.70	0.70	0.70
Level 3	40.00%	200.0	200.6	0.60	0.30	0.30
Level 4	60.00%	300.0	300.9	0.90	0.30	0.30
Level 5	80.00%	400.0	400.0	0.00	0.00	0.00
Remark : Measuring Range 500.0 ppb				Average Difference (%)		0.26

Multi-Point Gas Test Chart



Calculate by

20 / 9 / 2567

Approve by

20 Sep 2024

MULTI-POINT GAS TEST REPORT

Test Date : Sep 17, 2024

Equipment : Gas Analyzer (NO₂)

Model : 42C

Manufacturer : Thermo Environmental Instruments

Serial Number : 42C- 67174-356

Standard Gas Concentration

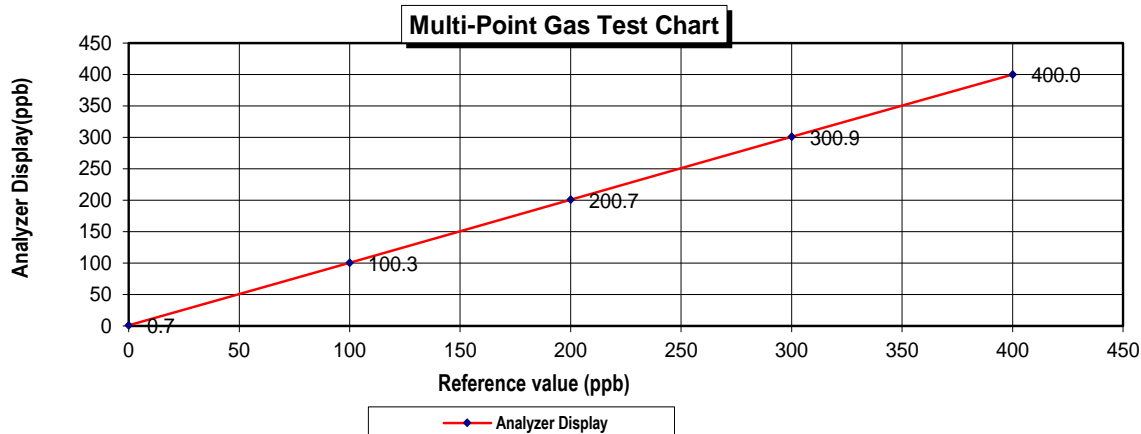
Sulphur Dioxide (SO ₂)	42.89
Nitric Oxide (NO)	46.77
Methane (CH ₄)	-
Carbon Monoxide (CO)	965.9
Cylinder No. :	EB0159156
Expiration Date :	Nov 06, 2026

Dilutor Detail

Manufacturer :	Thermo Scientific
Model :	146i
Serial Number :	1180540071

Multi-point gas test data

Reference Value (ppb)			Analyzer Display (ppb)	Difference Error	Percent Error	[% Error]
Level 1	Zero	0.0	0.7	0.70	0.70	0.70
Level 2	20.00%	100.0	100.3	0.30	0.30	0.30
Level 3	40.00%	200.0	200.7	0.70	0.35	0.35
Level 4	60.00%	300.0	300.9	0.90	0.30	0.30
Level 5	80.00%	400.0	400.0	0.00	0.00	0.00
Remark : Measuring Range 500.0 ppb				Average Difference (%)		0.33



Calculate by

17 / 9 / 2567

Approve by

17 / Sep / 2024

MULTI-POINT GAS TEST REPORT

Test Date : Sep 20,2024

Equipment : Gas Analyzer (NO₂)

Model : 42i

Manufacturer : Thermo Scientific

Serial Number : CM22387039

Standard Gas Concentration

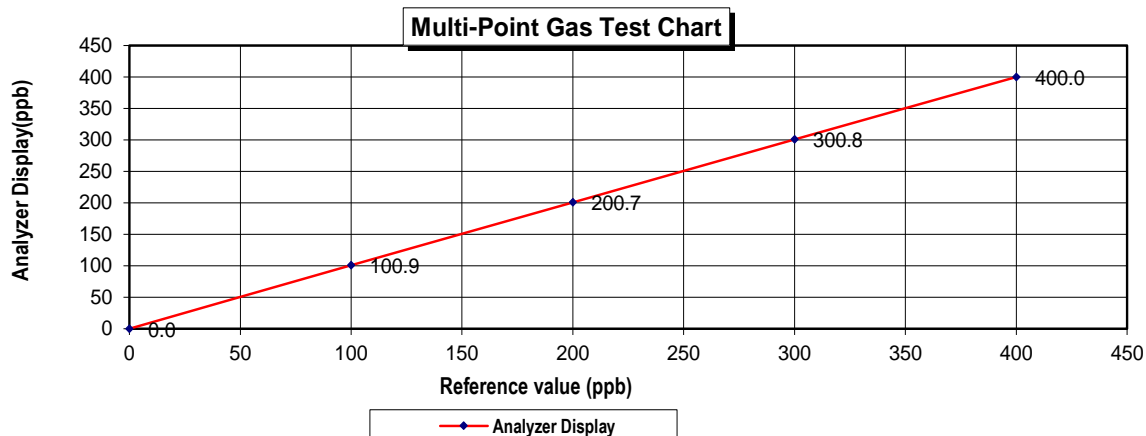
Sulphur Dioxide (SO ₂)	42.89
Nitric Oxide (NO)	46.77
Methane (CH ₄)	-
Carbon Monoxide (CO)	965.9
Cylinder No. :	EB0159156
Expiration Date :	Nov 6,2026

Dilutor Detail

Manufacturer :	Thermo Scientific
Model :	146i
Serial Number :	1180540071

Multi-point gas test data

	Reference Value (ppb)		Analyzer Display (ppb)	Difference Error	Percent Error	[% Error]
Level 1	Zero	0.0	0.0	0.00	0.00	0.00
Level 2	20.00%	100.0	100.9	0.90	0.89	0.89
Level 3	40.00%	200.0	200.7	0.70	0.35	0.35
Level 4	60.00%	300.0	300.8	0.80	0.27	0.27
Level 5	80.00%	400.0	400.0	0.00	0.00	0.00
Remark : Measuring Range			500.0 ppb	Average Difference (%)		0.30
:Acceptable Limit $\pm 5\%$						



Calculate by
Sirichan. y
.....
20 9 2567
...../...../.....

Approve by
Pattana b.
.....
20 Sep 2024
...../...../.....

CERTIFICATE OF ANALYSIS

Grade of Product: EPA PROTOCOL STANDARD

Customer: AIR LIQUIDE (THAILAND)

LTD

Part Number: E05NI91E15A0014

Cylinder Number: EB0162121

Laboratory: 124 - Plumsteadville - PA

PGVP Number: A12023

Gas Code: CO,CO2,NO,NOX,SO2,BALN

Reference Number: 160-402772205-1

Cylinder Volume: 144.0 CF

Cylinder Pressure: 2016 PSIG

Valve Outlet: 660

Certification Date: Jul 06, 2023

Expiration Date: Jul 06, 2031

Certification performed in accordance with "EPA Traceability Protocol for Assay and Certification of Gaseous Calibration Standards (May 2012)" document EPA 600/R-12/531, using the assay procedures listed. Analytical Methodology does not require correction for analytical interference. This cylinder has a total analytical uncertainty as stated below with a confidence level of 95%. There are no significant impurities which affect the use of this calibration mixture. All concentrations are on a mole/mole basis unless otherwise noted. The results relate only to the items tested. The report shall not be reproduced except in full without approval of the laboratory. Do Not Use This Cylinder below 100 psig, i.e. 0.7 megapascals.

ANALYTICAL RESULTS

Component	Requested Concentration	Actual Concentration	Protocol Method	Total Relative Uncertainty	Assay Dates
NOX	100.0 PPM	100.4 PPM	G1	+/- 0.9% NIST Traceable	06/27/2023, 07/06/2023
NITRIC OXIDE	100.0 PPM	100.2 PPM	G1	+/- 0.9% NIST Traceable	06/27/2023, 07/06/2023
SULFUR DIOXIDE	100.0 PPM	100.0 PPM	G1	+/- 1.4% NIST Traceable	06/27/2023, 07/06/2023
CARBON MONOXIDE	200.0 PPM	199.2 PPM	G1	+/- 0.3% NIST Traceable	06/26/2023
CARBON DIOXIDE	8.000 %	7.982 %	G1	+/- 1.2% NIST Traceable	06/27/2023
NITROGEN	Balance				

CALIBRATION STANDARDS

Type	Lot ID	Cylinder No	Concentration	Uncertainty	Expiration Date
GMIS	104202308	CC754364	98.36 PPM NITRIC OXIDE/NITROGEN	+/- 0.4%	Jan 04, 2031
PRM	C2219101	APE1514048	100.19 PPM NITRIC OXIDE/NITROGEN	+/- 0.3%	Feb 28, 2025
GMIS	2023042525	CC754381	98.52 PPM NITRIC OXIDE/NITROGEN	+/- 0.4%	Apr 25, 2031
PRM	12409	D913660	15.01 PPM NITROGEN DIOXIDE/AIR	+/- 1.5%	Feb 17, 2023
GMIS	153400202002	EB0130037	9.693 PPM NITROGEN DIOXIDE/NITROGEN	+/- 1.6%	Sep 29, 2025
NTRM	160102-22	KAL003820	97.69 PPM SULFUR DIOXIDE/NITROGEN	+/- 0.8%	Nov 01, 2027
CO	230601	CC745902	249.47 PPM CARBON MONOXIDE/NITROGEN	+/- 0.3%	Dec 09, 2028
NTRM	130606-02	CC411730	13.359 % CARBON DIOXIDE/NITROGEN	+/- 0.6%	May 14, 2025

The SRM, NTRM, PRM, or RGM noted above is only in reference to the GMIS used in the assay and not part of the analysis.

ANALYTICAL EQUIPMENT

Instrument/Make/Model	Analytical Principle	Last Multipoint Calibration
Nicolet iS50 FTIR AUP2010245 CO2	FTIR	Jun 15, 2023
SIEMENS ULTRAMAT6E N1-C8-180	NDIR	Jun 14, 2023
Nicolet iS50 FTIR AUP2010245 NO	FTIR	Jun 29, 2023
Nicolet iS50 FTIR AUP2010245 NO2	FTIR	Jun 15, 2023
Nicolet iS50 FTIR AUP2010245 SO2	FTIR	Jun 08, 2023


Approved for Release

MULTI-POINT GAS TEST REPORT

Test Date : Nov 3, 2023

Equipment : Gas Analyzer (SO₂)

Model : 43i

Manufacturer : Thermo SCIENTIFIC

Serial Number : CM22387066

Standard Gas Concentration

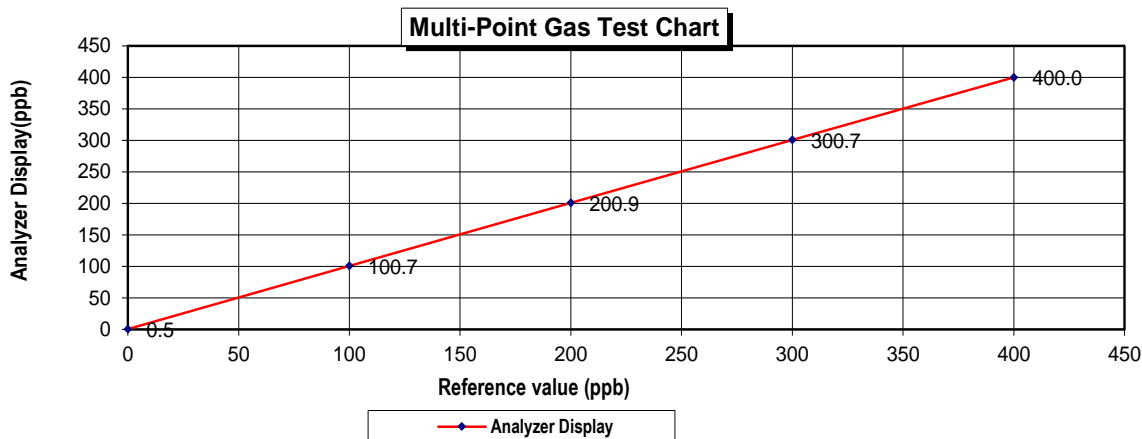
Sulphur Dioxide (SO ₂)	44.68
Nitric Oxide (NO)	45.94
Methane (CH ₄)	-
Carbon Monoxide (CO)	984.8
Cylinder No. :	EB0143262
Expiration Date :	Jun 24, 2024

Dilutor Detail

Manufacturer :	Thermo SCIENTIFIC
Model :	146i
Serial Number :	1180540071

Multi-point gas test data

Reference Value (ppb)			Analyzer Display (ppb)	Difference Error	Percent Error	[% Error]
Level 1	Zero	0.0	0.5	0.50	0.50	0.50
Level 2	20.00%	100.0	100.7	0.70	0.70	0.70
Level 3	40.00%	200.0	200.9	0.90	0.45	0.45
Level 4	60.00%	300.0	300.7	0.70	0.23	0.23
Level 5	80.00%	400.0	400.0	0.00	0.00	0.00
Remark : Measuring Range 500.0 ppb				Average Difference (%)		0.38



Calculate by

Grichai. C
.....
...03...../...Nov.../.....2023

Approve by

Potkam B.
.....
...03...../...Nov.../.....2023

MULTI-POINT GAS TEST REPORT

Test Date : Nov 3, 2023

Equipment : Gas Analyzer (SO₂)

Model : 43i

Manufacturer : Thermo SCIENTIFIC

Serial Number : 1200906875

Standard Gas Concentration

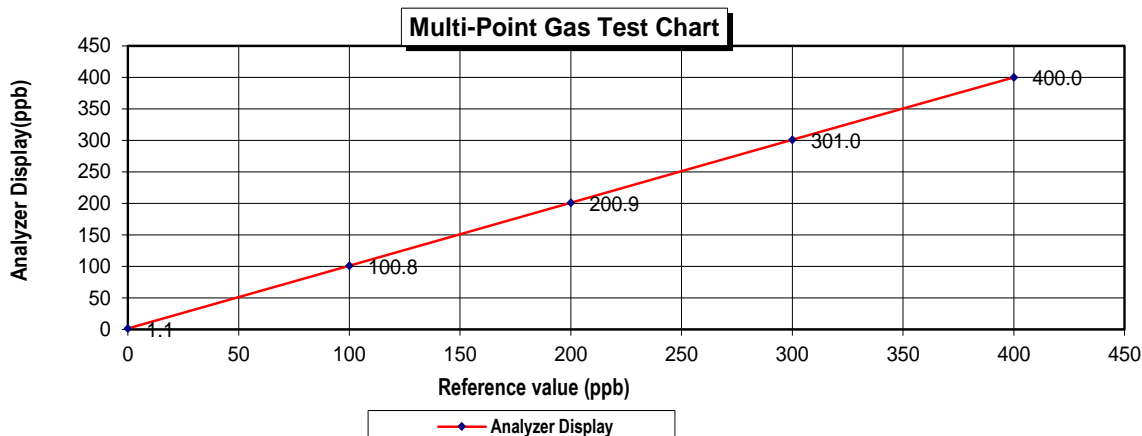
Sulphur Dioxide (SO ₂)	44.68
Nitric Oxide (NO)	45.94
Methane (CH ₄)	-
Carbon Monoxide (CO)	984.8
Cylinder No. :	EB0143262
Expiration Date :	Jun 24, 2024

Dilutor Detail

Manufacturer :	Thermo SCIENTIFIC
Model :	146i
Serial Number :	1180540071

Multi-point gas test data

Reference Value (ppb)			Analyzer Display (ppb)	Difference Error	Percent Error	[% Error]
Level 1	Zero	0.0	1.1	1.10	1.10	1.10
Level 2	20.00%	100.0	100.8	0.80	0.79	0.79
Level 3	40.00%	200.0	200.9	0.90	0.45	0.45
Level 4	60.00%	300.0	301.0	1.00	0.33	0.33
Level 5	80.00%	400.0	400.0	0.00	0.00	0.00
Remark : Measuring Range 500.0 ppb				Average Difference (%)		0.53



Calculate by

Gurichai G.
.....
...03...../.....Nov.../.....2023

Approve by

Potikorn K.
.....
...03...../.....Nov.../.....2023..

MULTI-POINT GAS TEST REPORT

Test Date : Nov 9, 2023

Equipment : Gas Analyzer (SO₂)

Model : 43i

Manufacturer : Thermo SCIENTIFIC

Serial Number : 1200906876

Standard Gas Concentration

Sulphur Dioxide (SO ₂)	44.68
Nitric Oxide (NO)	45.94
Methane (CH ₄)	-
Carbon Monoxide (CO)	984.8
Cylinder No. :	EB0143262
Expiration Date :	Jun 24, 2024

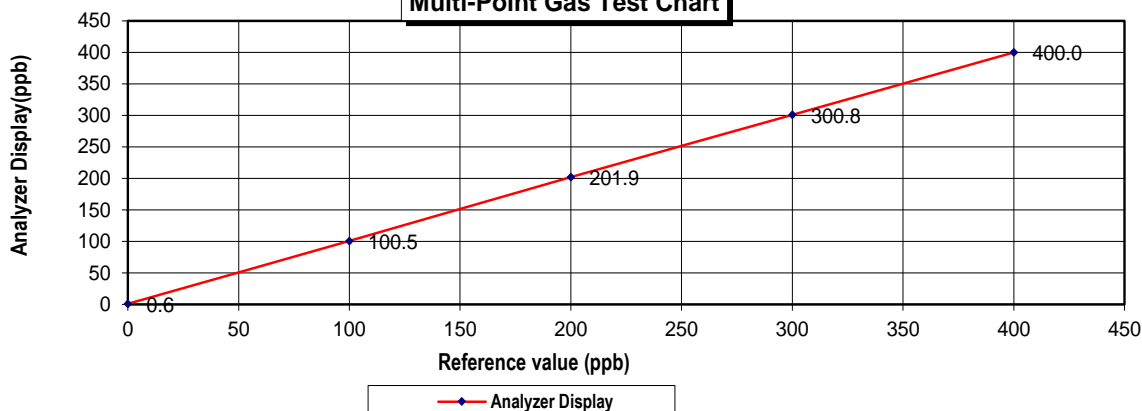
Dilutor Detail

Manufacturer :	Thermo SCIENTIFIC
Model :	146i
Serial Number :	1180540071

Multi-point gas test data

	Reference Value (ppb)		Analyzer Display (ppb)	Difference Error	Percent Error	[% Error]
Level 1	Zero	0.0	0.6	0.60	0.60	0.60
Level 2	20.00%	100.0	100.5	0.50	0.50	0.50
Level 3	40.00%	200.0	201.9	1.90	0.94	0.94
Level 4	60.00%	300.0	300.8	0.80	0.27	0.27
Level 5	80.00%	400.0	400.0	0.00	0.00	0.00
Remark : Measuring Range			500.0 ppb	Average Difference (%)		0.46
:Acceptable Limit \pm 5%						

Multi-Point Gas Test Chart



Calculate by

Grichai G.
.....
9 / 11 / 66

Approve by

Petkorn A.
.....
9 / Nov / 2023

MULTI-POINT GAS TEST REPORT

Test Date : Nov 9, 2023

Equipment : Gas Analyzer (SO₂)

Model : 43i

Manufacturer : Thermo SCIENTIFIC

Serial Number : 1201778115

Standard Gas Concentration

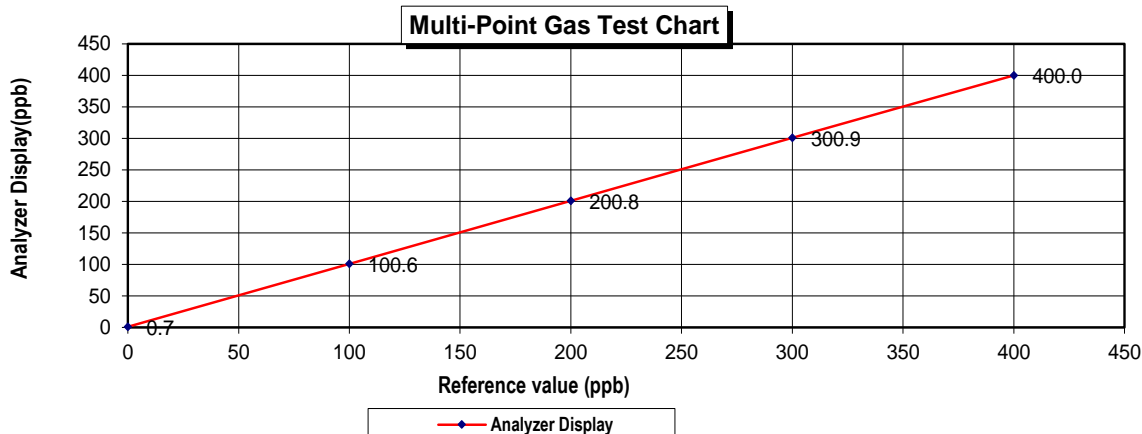
Sulphur Dioxide (SO ₂)	44.68
Nitric Oxide (NO)	45.94
Methane (CH ₄)	-
Carbon Monoxide (CO)	984.8
Cylinder No. :	EB0143262
Expiration Date :	Jun 24, 2024

Dilutor Detail

Manufacturer :	Thermo SCIENTIFIC
Model :	146i
Serial Number :	1180540071

Multi-point gas test data

	Reference Value (ppb)		Analyzer Display (ppb)	Difference Error	Percent Error	[% Error]
Level 1	Zero	0.0	0.7	0.70	0.70	0.70
Level 2	20.00%	100.0	100.6	0.60	0.60	0.60
Level 3	40.00%	200.0	200.8	0.80	0.40	0.40
Level 4	60.00%	300.0	300.9	0.90	0.30	0.30
Level 5	80.00%	400.0	400.0	0.00	0.00	0.00
Remark : Measuring Range			500.0 ppb	Average Difference (%)		0.40
:Acceptable Limit \pm 5%						



Calculate by

Girichai G.
.....9...../.....11...../.....66.....

Approve by

P. Korn A.
.....9...../.....Nov...../.....2023

CERTIFICATE OF ANALYSIS

Grade of Product: EPA PROTOCOL STANDARD

Customer: AIR LIQUIDE (THAILAND)

LTD

Part Number: E05NI91E15A0014

Cylinder Number: EB0162121

Laboratory: 124 - Plumsteadville - PA

PGVP Number: A12023

Gas Code: CO,CO2,NO,NOX,SO2,BALN

Reference Number: 160-402772205-1

Cylinder Volume: 144.0 CF

Cylinder Pressure: 2016 PSIG

Valve Outlet: 660

Certification Date: Jul 06, 2023

Expiration Date: Jul 06, 2031

Certification performed in accordance with "EPA Traceability Protocol for Assay and Certification of Gaseous Calibration Standards (May 2012)" document EPA 600/R-12/531, using the assay procedures listed. Analytical Methodology does not require correction for analytical interference. This cylinder has a total analytical uncertainty as stated below with a confidence level of 95%. There are no significant impurities which affect the use of this calibration mixture. All concentrations are on a mole/mole basis unless otherwise noted. The results relate only to the items tested. The report shall not be reproduced except in full without approval of the laboratory. Do Not Use This Cylinder below 100 psig, i.e. 0.7 megapascals.

ANALYTICAL RESULTS

Component	Requested Concentration	Actual Concentration	Protocol Method	Total Relative Uncertainty	Assay Dates
NOX	100.0 PPM	100.4 PPM	G1	+/- 0.9% NIST Traceable	06/27/2023, 07/06/2023
NITRIC OXIDE	100.0 PPM	100.2 PPM	G1	+/- 0.9% NIST Traceable	06/27/2023, 07/06/2023
SULFUR DIOXIDE	100.0 PPM	100.0 PPM	G1	+/- 1.4% NIST Traceable	06/27/2023, 07/06/2023
CARBON MONOXIDE	200.0 PPM	199.2 PPM	G1	+/- 0.3% NIST Traceable	06/26/2023
CARBON DIOXIDE	8.000 %	7.982 %	G1	+/- 1.2% NIST Traceable	06/27/2023
NITROGEN	Balance				

CALIBRATION STANDARDS

Type	Lot ID	Cylinder No	Concentration	Uncertainty	Expiration Date
GMIS	104202308	CC754364	98.36 PPM NITRIC OXIDE/NITROGEN	+/- 0.4%	Jan 04, 2031
PRM	C2219101	APE1514048	100.19 PPM NITRIC OXIDE/NITROGEN	+/- 0.3%	Feb 28, 2025
GMIS	2023042525	CC754381	98.52 PPM NITRIC OXIDE/NITROGEN	+/- 0.4%	Apr 25, 2031
PRM	12409	D913660	15.01 PPM NITROGEN DIOXIDE/AIR	+/- 1.5%	Feb 17, 2023
GMIS	153400202002	EB0130037	9.693 PPM NITROGEN DIOXIDE/NITROGEN	+/- 1.6%	Sep 29, 2025
NTRM	160102-22	KAL003820	97.69 PPM SULFUR DIOXIDE/NITROGEN	+/- 0.8%	Nov 01, 2027
CO	230601	CC745902	249.47 PPM CARBON MONOXIDE/NITROGEN	+/- 0.3%	Dec 09, 2028
NTRM	130606-02	CC411730	13.359 % CARBON DIOXIDE/NITROGEN	+/- 0.6%	May 14, 2025

The SRM, NTRM, PRM, or RGM noted above is only in reference to the GMIS used in the assay and not part of the analysis.

ANALYTICAL EQUIPMENT

Instrument/Make/Model	Analytical Principle	Last Multipoint Calibration
Nicolet iS50 FTIR AUP2010245 CO2	FTIR	Jun 15, 2023
SIEMENS ULTRAMAT6E N1-C8-180	NDIR	Jun 14, 2023
Nicolet iS50 FTIR AUP2010245 NO	FTIR	Jun 29, 2023
Nicolet iS50 FTIR AUP2010245 NO2	FTIR	Jun 15, 2023
Nicolet iS50 FTIR AUP2010245 SO2	FTIR	Jun 08, 2023


Approved for Release



THAI METEOROLOGICAL DEPARTMENT

4353 Sukhumvit, Bangna, Bangkok 10260 Tel. 081-454-2804,0-2399-0469

Calibration Certificate

Issued by : Calibration & Test Section : Meteorological Instruments Bureau

Date of Issue 22 February, 2024

Certification No. 096/24

Page : 1 of 5

Object : Wind Speed & Wind Direction Data Logger

Manufacturer : SCARLET/TECH

Type : WL-21

Mfg Code : Wireless Receiver 2301DR0024

Wind Sensor 2301DT0024

Customer : United Analyst and Engineering Consultant Co.,Ltd.

81 Soi Udomsuk 41, Sukhumvit Road,

Bangchak, Prakanong, Bangkok 10260.

Calibration Condition : Temperature 25.1 °C Barometric Pressure 1010.1 hPa

NATIONAL STANDARD WIND TUNNEL : Wind Aloft Plotting Board

: Micromanometer Theodor Friedrichs FC014 Serial No. 9310119 : HOOK GAGE NO 1425

N.I.S.T. Test Reference Number 731/241460 : Standard Velocity at 20 - 30 m/sec

: Ultrasonic Anemometer Model DA-650-3TV (sensor TR-90AH)

Serial Number 110730029 (sensor 120629586)

JAPAN QUALITY ASSURANCE ORGANIZATION : Standard Velocity at 0 - 20 m/sec

STANDARD THERMOMETER : Theodor Friedrich : Dry No.8390/94 Wet No. 8389/94

: testo, testo 645 Serial No. 02848057 : Thermoschneider No.918802

STANDARD BAROMETER : Digital Barometer Vaisala Type PTB220 No. V1220015

: Digital Barometer Vaisala Type PTB330 No. K4320001

Calibrated by : Watchapol

Signed :

Mr. Watchapol Subwat

Mr. Pisood Promsut

Mechanical Engineer

(Authorised Signatory)

for the Chief

Sub-Standard Instrument

เอกสารไม่ควบคุม



THAI METEOROLOGICAL DEPARTMENT

4353 Sukhumvit, Bangna, Bangkok 10260 Tel. 081-454-2804,0-2399-0469

The Result of Calibration

Certification No. 096/24

22 February, 2024

Page : 2 of 5

Standard Ultrasonic Anemometer m/sec	HOOK GAGE NO. 1425			TESTED ANEMOMETER	
	Pressure inches H2O	Vacumm inches H2O	Velocity m/sec	Velocity m/sec	Correction m/sec
1.00	-	-	-	1.0	0.00
3.02	-	-	-	3.0	0.02
5.00	-	-	-	5.0	0.00
7.04	-	-	-	7.0	0.04
9.02	-	-	-	9.0	0.02
11.02	-	-	-	10.9	0.12
13.01	-	-	-	12.9	0.11
15.01	-	-	-	14.9	0.11
17.02	-	-	-	17.0	0.02
20.02	-	-	-	19.9	0.12

Wind Aloft Plotting Board.	
US.DEPARTMENT OF COMMERCE WEATHER BUREAU	
WIND DIRETION	TESTED WIND DIRECTION
0	0
90	90
180	180
270	270

Calibrated by :

Watchapol

Mr. Watchapol Subwat

Mechanical Engineer

Calibration & Test Section

Meteorological Instruments Bureau



เอกสารไม่ควบคุม



THAI METEOROLOGICAL DEPARTMENT

4353 Sukhumvit, Bangna, Bangkok 10260 Tel. 081-454-2804, 0-2399-0469

The Result of Calibration

Certification No. 096/24

22 February, 2024

Page : 3 of 5

Standard Barometer	Tested Barometer	Correction
Pressure	Pressure	mbar
1010.84	1011	-0.16
1010.60	1011	-0.40
1011.71	1012	-0.29
1012.17	1012	0.17
1012.31	1012	0.31
1012.25	1012	0.25
1012.79	1013	-0.21
1012.95	1013	-0.05
1013.52	1014	-0.48
1014.16	1014	0.16
1015.79	1016	-0.21
1016.02	1016	0.02
1015.86	1016	-0.14
1015.69	1015	0.69
1011.51	1012	-0.49
1011.80	1012	-0.20
1012.06	1012	0.06
1012.81	1013	-0.19
1013.22	1013	0.22
1013.49	1013	0.49
Average		-0.02

Calibrated by :

Watchapol Subwat

Mr. Watchapol Subwat

Mechanical Engineer

Calibration & Test Section

Meteorological Instruments Bureau



เอกสารไม่ควบคุม



THAI METEOROLOGICAL DEPARTMENT

4353 Sukhumvit, Bangna, Bangkok 10260 Tel. 081-454-2804, 0-2399-0469

The Result of Calibration

Certification No. 096/24

22 February, 2024

Page : 4 of 5

Standard Barometer	Tested Barometer	Correction
Pressure	Pressure	mmHg
758.19	758	0.19
758.01	758	0.01
758.84	759	-0.16
759.19	759	0.19
759.29	759	0.29
759.25	759	0.25
759.65	760	-0.35
759.77	760	-0.23
760.20	760	0.20
760.68	761	-0.32
761.90	762	-0.10
762.08	762	0.08
761.96	762	-0.04
761.83	762	-0.17
758.69	759	-0.31
758.91	759	-0.09
759.11	759	0.11
759.67	760	-0.33
759.98	760	-0.02
760.18	760	0.18

Average

-0.03

Calibrated by :

Watcharapol Subwat

Mr. Watcharapol Subwat

Mechanical Engineer

Calibration & Test Section
Meteorological Instruments Bureau



เอกสารไม่ควบคุม



THAI METEOROLOGICAL DEPARTMENT

4353 Sukhumvit, Bangna, Bangkok 10260 Tel. 081-454-2804,0-2399-0469

The Result of Calibration

Certification No. 096/24

22 February, 2024

Page : 5 of 5

Standard Temp. °C	Temperature Sensor Reading	
	Reading °C	Correction °C
45.2	45	0.2
30.3	30	0.3
15.8	16	-0.2

Calibrated by :

Watchapol

Mr. Watchapol Subwat

Mechanical Engineer

Calibration & Test Section
Meteorological Instruments Bureau



เอกสารไม่ควบคุม

Certificate of Calibration

Customer

Name : UNITED ANALYST AND ENGINEERING
CONSULTANT CO.,LTD.
Address : 81 Soi Udomsuk 41, Sukhumvit Road, Bangchak,
Prakanong, Bangkok 10260

Certificate No : 24-ACT-091
Request No : Req-2024-1380

Unit Under Calibration Details

Measurement item : Acoustic Calibrator Class : 1
Manufacturer : SVANTEK Range : 94 , 114 dB / 1000 Hz
Model : SV 36 Instrument Status : Used
Serial Number : 107224
ID : UAE.EFM.171/2564

Calibration Environment and Details


Temperature : (23 ±2 °C)
Humidity : (50 ± 20 %RH)
Barometric Pressure : (1013 ±10.0 hPa)
Received Date : 24 June 2024
Calibration Date : 26 June 2024
Location of Calibration : LAB 1 Acoustic
Calibration Procedure : In-house method CP-ACT-02 based on IEC 60942:2017 Electroacoustics - Sound calibrators


Reference Standard	Model	Serial Number	Traceable	Due Calibration
Sound Calibrator	SV 35A	58079	EEI	12 June 2025
THD Multimeter	2015	1047765	NIMT	16 January 2025

Traceability : This certificate provides traceability of measurement to recognized national standard, and to the realization of the international System of Units (SI).

Note

The reported uncertainty is based on standard uncertainty multiplied by the Coverage Factor $k=2$, providing a level of confidence approximately 95 %.

Calibrated By : 
Mr. Noppadon Luangart
Service Calibration Engineer

Approved By : 
Mr. Pacit Mathavorn
Calibration Engineer Supervisor

Issue Date : 26 June 2024

Certificate No : 24-ACT-091

Request No : Req-2024-1380

Sound pressure level

Calibration Results : Without Adjustment

Calibration Range (dB)	Without Adjustment (dB)		Adjustment (dB)		Uncertainty (± dB)	Acceptance limit Class 1 (± dB)	Result
	Measured	Deviated value	Measured	Deviated value			
94 dB / 1000 Hz	94.02	0.02	-	-	0.14	0.25	Pass
114 dB / 1000 Hz	114.05	0.05	-	-	0.13	0.25	Pass

Frequency of Sound pressure level

Calibration Range (Hz)	Without Adjustment		Adjustment		Uncertainty (± %)	Acceptance limit Class 1 (± %)	Result
	Measured (Hz)	Deviated	Measured (Hz)	Deviated			
94 dB / 1000 Hz	1000.00	0.00	-	-	0.01	0.70	Pass
114 dB / 1000 Hz	1000.00	0.00	-	-	0.01	0.70	Pass

Total Harmonic Distortion plus Noise of Sound pressure level (THD+N %)

Calibration Range (Hz)	Without Adjustment	Adjustment	Uncertainty (± %)	Acceptance limit Class 1 (± %)	Result
	Measured (%)	Measured (%)			
94 dB / 1000 Hz	0.24	-	0.40	2.5	Pass
114 dB / 1000 Hz	0.44	-	0.40	2.5	Pass

Note :

Function	Maximum-permitted Uncertainty of measurement
Sound pressure level	0.15 dB
Frequency	0.20%
Total distortion+noise	0.50%

- Acceptance limit was IEC60942:2017 Class 1

- The calibration results exclude the calibrator pressure correction

- The calibration results exclude the microphone volume correction

Certificate No : 24-ACT-091

Request No : Req-2024-1380

Decision Rule for Statements of Conformity

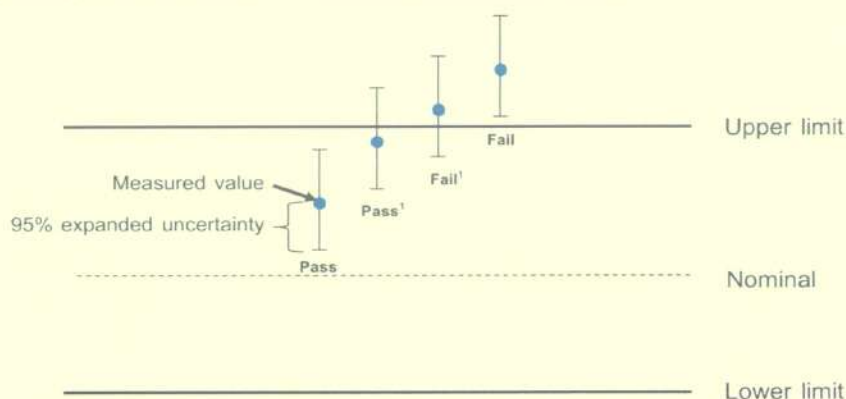
The standard decision rule employed for the statements of conformity to each calibration result will be applied using ILAC-G8:09/2019: Guidelines on the Reporting of Compliance with Specification as following Fig. and statements

Pass = The measurement result plus the expanded uncertainty with a 95% coverage probability were within the limit.

Pass¹ = The measurement result was within the limit. However, a portion of the expanded uncertainty of measurement at 95% exceeds the limit.

Fail¹ = The measurement result was out of the limit. However, a portion of the expanded uncertainty of measurement at 95% is within the limit.

Fail = The measurement result plus the expanded uncertainty with a 95% coverage probability were outside the limit.



End of Calibration



**ELECTRICAL AND ELECTRONICS INSTITUTE
FOUNDATION FOR INDUSTRIAL DEVELOPMENT**

975 Moo 4, Bangpoo Industrial Estate, Soi 8, Sukhumvit Road km 37,

Phraek Sa, Mueang Samut Prakan, Samut Prakan 10280

Tel: +66 2709 4860 Fax: +66 2324 0917



Certificate No.: CP20240322EA

Operation No.: CP2024080293

Certificate of Calibration

Equipment: Sound Level Meter

Manufacturer: Larson Davis (Meter), PCB (Microphone), PCB (Preamplifier)

Model/Type: LxT1 (Meter), 377B02 (Microphone), PRMLxT1 (Preamplifier)

Serial No.: 0007308 (Meter), 345238 (Microphone), 077643 (Preamplifier)

ID No.: UAE.EFM.040/2566

Customer: United Analyst and Engineering Consultant Co.,Ltd.

Address: 81 Soi Udomsuk 41, Sukhumvit Road, Bangchak
Phrakhanong, Bangkok 10260

Received Date: 9 August 2024

Calibrated Date: 22 - 26 August 2024

Issued Date: 28 August 2024

Calibrated by: Ms. Juntaporn Kunhakom

Approved by: _____

(Mr. Sittichai Swaksuriyawong)

Group Manager

This report was prepared electronically using applicable electronic signature. Printing or copy of file are considered as a copy of the document.

The reported uncertainty of measurement was based on standard uncertainty multiplied by a coverage factor (k) providing a level of confidence of approximately 95%. This certificate may not be reproduced other than in full except with the prior written approval of the Electrical and Electronics Institute, Foundation for Industrial Development.

Certificate No.: CP20240322EA

Calibration Report

Equipment: Sound Level Meter
Manufacturer: Larson Davis (Meter), PCB (Microphone), PCB (Preamplifier)
Model/Type: LxT1 (Meter), 377B02 (Microphone), PRMLxT1 (Preamplifier)
Serial No.: 0007308 (Meter), 345238 (Microphone), 077643 (Preamplifier)
ID No.: UAE.EFM.040/2566
Ambient Temperature: (23 ± 2) °C
Relative Humidity: (50 ± 15) %
Pressure: (101.3 ± 1.5) kPa
Method of Calibration :-
 IEC 61672-3:2013.

Condition of this result of calibration

1. Reference standards instrument :-

	<u>Instrument</u>	<u>Model</u>	<u>Serial No.</u>	<u>Cert. No.</u>	<u>Due Date</u>
1)	Standard microphone	4180	2787490	AA-1012-23	12 November 2024
2)	Arbitrary Function Generator	AFG2021	C010063	CK20240048EA	23 June 2025
3)	Programmable Attenuator	PA5	2755	EF-0040-23	1 October 2024
4)	6.5 Digit precision multimeter	8846A	9610014	CB20230200EA	15 November 2024
5)	Pressure humidity and Temperature Transmitter	PTU301	L3950483	CL1-P240023 CD20240142EA	24 March 2025 12 June 2025
6)	Pressure humidity and Temperature Transmitter	PTU301	L3950484	CL1-P240030 CD20240143EA	11 April 2025 12 June 2025
7)	Performance Audio Analyzer	U8903B	MY56510003	CB20240035EB CK20230072EA	13 February 2025 13 September 2024

2. This result of calibration was found accurate as shown on date and place of calibration only.

3. This certification is traceable to the international system of unit maintained at :-

- Reference standards instrument for Acoustic function
 - National Institute of Metrology (Thailand)
- Reference standards instrument for Electrical function
 - National Institute of Metrology (Thailand)
 - Electrical and Electronics Institute; NSC Accredited Calibration No.0119

Result of Calibration:-

Function : 1. Indication at the calibration check frequency

Reference Acoustic Signal (dB)	Measured value (dB)	Deviation (dB)	Acceptance limits (dB)
-	-	-	-

Certificate No.: CP20240322EA

Calibration Report

Function : 2. Self-generated Noise

2.1 Microphone Installed

Measured value (dB)
29.4

2.2 Microphone replaced by the electrical input signal device

Frequency Weighting	Measured value (dB)
A-weighting	29.0
C-weighting	28.9
Z-weighting	35.5

Function : 3. Acoustical signal tests of frequency weightings (Without Windscreen)

Meter free-field acoustic response at a level of 84 dB.

Frequency (Hz)	Deviation from various Frequency Weighting Response Curve			
	C-Weighting (dB)	A-Weighting (dB)	Z-Weighting (dB)	Acceptance limits (dB)
125	0.2	0.1	0.2	±1.0
1000	0.3	0.3	0.3	±0.7
8000	-0.6	-0.5	-0.5	+1.5; -2.5

Function : 4. Electrical signal tests of frequency weightings

Weighting network response with relative to 1 kHz.

Frequency (Hz)	Deviation from various Frequency Weighting Response Curve			
	C-Weighting (dB)	A-Weighting (dB)	Z-Weighting (dB)	Acceptance limits (dB)
63	-0.1	0.1	0.0	±1.0
125	0.0	0.0	-0.1	±1.0
250	-0.1	0.0	0.0	±1.0
500	0.0	0.0	-0.1	±1.0
1000	0.0	0.0	0.0	±0.7
2000	0.0	0.0	0.0	±1.0
4000	0.0	-0.1	0.0	±1.0
8000	-0.1	-0.1	0.0	+1.5; -2.5
16000	0.0	0.0	-0.1	+2.5; -16.0

Certificate No.: CP20240322EA

Calibration Report

Function : 5. Frequency and time weighting at 1 kHz

5.1 Frequency weighting at 1 kHz

Frequency Weighting	Measured value (dB)	Deviated value (dB)	Acceptance limits (dB)
C-weighting	94.0	0.0	±0.2
A-weighting	94.0	0.0	±0.2
Z-weighting	94.0	0.0	±0.2

5.2 Time weighting at 1 kHz

Time Weighting	Measured value (dB)	Deviated value (dB)	Acceptance limits (dB)
Fast	94.0	0.0	±0.1
Slow	94.0	0.0	±0.1
LAeq	94.0	0.0	±0.1

Function : 6. Long-Term Stability

Long-term stability over 30 minutes, with steady 1 kHz signal at reference level.

Time Period to Apply Signal (min)	Reference SPL (dB)	Record SPL at Conclusion of Time Period (dB)	Deviated value (dB)	Acceptance limits (dB)
30	94.0	94.0	0.0	±0.1

Function : 7. Level Linearity on the reference level range

7.1 Level Linearity on the reference level range, Upper

Anticipated Value (dB)	Measured value (dB)	Deviated value (dB)	Acceptance limits (dB)
94.0	94.0	0.0	±0.8
99.0	99.0	0.0	±0.8
104.0	104.0	0.0	±0.8
109.0	109.0	0.0	±0.8
114.0	114.0	0.0	±0.8
119.0	119.0	0.0	±0.8
124.0	124.0	0.0	±0.8
129.0	129.0	0.0	±0.8
134.0	134.0	0.0	±0.8
139.0	139.0	0.0	±0.8
140.0	140.0	0.0	±0.8

Certificate No.: CP20240322EA

Calibration Report

7.2 Level Linearity on the reference level range, Lower

Anticipated Value (dB)	Measured value (dB)	Deviated value (dB)	Acceptance limits (dB)
94.0	94.0	0.0	±0.8
89.0	89.0	0.0	±0.8
84.0	84.0	0.0	±0.8
79.0	79.0	0.0	±0.8
74.0	74.0	0.0	±0.8
69.0	69.0	0.0	±0.8
64.0	64.0	0.0	±0.8
59.0	59.0	0.0	±0.8
54.0	54.0	0.0	±0.8
49.0	49.0	0.0	±0.8
44.0	44.1	0.1	±0.8
39.0	39.4	0.4	±0.8

Function : 8. Tone burst response

Time Weighting	Tone burst duration, Tb (ms)	Measured value (dB)	Deviated value (dB)	Acceptance limits (dB)
Fast	200	135.9	-0.1	±0.5
	2	118.8	-0.2	+1.0 ; -1.5
	0.25	109.6	-0.4	+1.0 ; -3.0
Slow	200	129.5	-0.1	±0.5
	2	109.8	-0.2	+1.0 ; -3.0
	0.25	100.8	-0.2	+1.0 ; -3.0
LAE	200	130.0	0.0	±0.5
	2	110.0	0.0	+1.0 ; -1.5
	0.25	100.8	-0.2	+1.0 ; -3.0

Function : 9. Peak C sound level

Number of cycles in test signal	Anticipated Value (dB)	Measured value (dB)	Deviated value (dB)	Acceptance limits (dB)
Complete cycle	135.4	134.8	-0.6	±2.0
Positive half cycle	134.4	134.0	-0.4	±1.0
Negative half cycle	134.4	134.1	-0.3	±1.0

Certificate No.: CP20240322EA

Calibration Report

Function : 10. Overload indication

Measured value (dB)		Deviated value (dB)	Acceptance limits (dB)
Positive one-half cycle	Negative one-half cycle		
143.0	142.8	-0.2	±1.5

Function : 11. High-Level Stability

High-level stability over 5 minutes, with steady 1 kHz signal, 1 dB below upper boundary.

Time Period to Apply Signal (min)	Reference SPL (dB)	Record SPL at Conclusion of Time Period (dB)	Deviated value (dB)	Acceptance limits (dB)
5	139.0	139.0	0.0	±0.1

Uncertainty of measurement

Function	Uncertainty (dB)	Maximum-permitted uncertainty of measurement (dB)
1) Indication at the calibration check frequency	0.30	Not applicable
2) Self-generated Noise	0.10	Not applicable
3) Acoustical signal tests of frequency weightings - Free-field sound pressure response level	0.30	0.60 (10Hz to 4kHz) 0.70 (>4kHz to 10kHz)
4) Electrical signal tests of frequency weightings	0.20	0.20
5) Frequency and time weighting at 1 kHz	0.20	0.20
6) Long-Term Stability	0.10	0.10
7) Level Linearity on the reference level range	0.30	0.30
8) Tone burst response	0.20	0.30
9) Peak C sound level	0.20	0.35
10) Overload indication	0.20	0.25
11) High-Level Stability	0.10	0.10

- Remarks:
1. Indication at the calibration check frequency can not measured because customer does not provide a sound calibrator.
 2. The acceptance limit is for the deviated value.
 3. Acceptance limits was IEC61672-3:2013 Class 1.
 4. The coverage factor $k = 2.00$

-- End of Report --

เอกสารไม่ควบคุม

Certificate No.: CP20240287EA

Operation No.: CP2024070250

Certificate of Calibration

Equipment: Sound Level Meter

Manufacturer: Larson Davis (Meter), PCB (Microphone), PCB (Preamplifier)

Model/Type: LxT1 (Meter), 377B02 (Microphone), PRMLxT1 (Preamplifier)

Serial No.: 0007309 (Meter), 345239 (Microphone), 077644 (Preamplifier)

ID No.: UAE.EFM.041/2566

Customer: United Analyst and Engineering Consultant Co.,Ltd.

Address: 81 Soi Udomsuk 41, Sukhumvit Road, Bangchak
Phrakhanong, Bangkok 10260

Received Date: 25 July 2024

Calibrated Date: 2 - 5 August 2024

Issued Date: 7 August 2024

Calibrated by: Ms. Juntaporn Kunhakom

Approved by: _____

(Mr. Sittichai Swaksuriyawong)
Group Manager

This report was prepared electronically using applicable electronic signature. Printing or copy of file are considered as a copy of the document.

The reported uncertainty of measurement was based on standard uncertainty multiplied by a coverage factor (k) providing a level of confidence of approximately 95%. This certificate may not be reproduced other than in full except with the prior written approval of the Electrical and Electronics Institute, Foundation for Industrial Development.

Certificate No.: CP20240287EA

Calibration Report

Equipment: Sound Level Meter
Manufacturer: Larson Davis (Meter), PCB (Microphone), PCB (Preamplifier)
Model/Type: LxT1 (Meter), 377B02 (Microphone), PRMLxT1 (Preamplifier)
Serial No.: 0007309 (Meter), 345239 (Microphone), 077644 (Preamplifier)
ID No.: UAE.EFM.041/2566
Ambient Temperature: (23 ± 2) °C
Relative Humidity: (50 ± 15) %
Pressure: (101.3 ± 1.5) kPa
Method of Calibration :-
 IEC 61672-3:2013.

Condition of this result of calibration

1. Reference standards instrument :-

	<u>Instrument</u>	<u>Model</u>	<u>Serial No.</u>	<u>Cert. No.</u>	<u>Due Date</u>
1)	Standard microphone	4180	2787490	AA-1012-23	12 November 2024
2)	Arbitrary Function Generator	AFG2021	C010063	CK20240048EA	23 June 2025
3)	Programmable Attenuator	PA5	2755	EF-0040-23	1 October 2024
4)	6.5 Digit precision multimeter	8846A	9610014	CB20230200EA	15 November 2024
5)	Pressure humidity and Temperature Transmitter	PTU301	L3950483	CL1-P240023 CD20240142EA	24 March 2025 12 June 2025
6)	Pressure humidity and Temperature Transmitter	PTU301	L3950484	CL1-P240030 CD20240143EA	11 April 2025 12 June 2025
7)	Performance Audio Analyzer	U8903B	MY56510003	CB20240035EB CK20230072EA	13 February 2025 13 September 2024

2. This result of calibration was found accurate as shown on date and place of calibration only.

3. This certification is traceable to the international system of unit maintained at :-

Reference standards instrument for Acoustic function

- National Institute of Metrology (Thailand)

Reference standards instrument for Electrical function

- National Institute of Metrology (Thailand)

- Electrical and Electronics Institute; NSC Accredited Calibration No.0119

Result of Calibration:-

Function : 1. Indication at the calibration check frequency

Reference Acoustic Signal (dB)	Measured value (dB)	Deviation (dB)	Acceptance limits (dB)
-	-	-	-

Certificate No.: CP20240287EA

Calibration Report

Function : 2. Self-generated Noise

2.1 Microphone Installed

Measured value (dB)
30.5

2.2 Microphone replaced by the electrical input signal device

Frequency Weighting	Measured value (dB)
A-weighting	29.5
C-weighting	29.5
Z-weighting	35.5

Function : 3. Acoustical signal tests of frequency weightings (Without Windscreen)

Meter free-field acoustic response at a level of 84 dB.

Frequency (Hz)	Deviation from various Frequency Weighting Response Curve			
	C-Weighting (dB)	A-Weighting (dB)	Z-Weighting (dB)	Acceptance limits (dB)
125	0.4	0.3	0.4	±1.0
1000	0.1	0.1	0.1	±0.7
8000	-1.6	-1.6	-1.6	+1.5; -2.5

Function : 4. Electrical signal tests of frequency weightings

Weighting network response with relative to 1 kHz.

Frequency (Hz)	Deviation from various Frequency Weighting Response Curve			
	C-Weighting (dB)	A-Weighting (dB)	Z-Weighting (dB)	Acceptance limits (dB)
63	0.0	0.0	0.0	±1.0
125	0.0	0.0	-0.1	±1.0
250	0.0	0.0	-0.1	±1.0
500	0.0	0.0	-0.1	±1.0
1000	0.0	0.0	0.0	±0.7
2000	0.0	0.0	-0.1	±1.0
4000	0.0	0.0	-0.1	±1.0
8000	-0.1	-0.1	0.0	+1.5; -2.5
16000	0.0	0.0	-0.1	+2.5; -16.0

Certificate No.: CP20240287EA

Calibration Report

Function : 5. Frequency and time weighting at 1 kHz

5.1 Frequency weighting at 1 kHz

Frequency Weighting	Measured value (dB)	Deviated value (dB)	Acceptance limits (dB)
C-weighting	94.0	0.0	±0.2
A-weighting	94.0	0.0	±0.2
Z-weighting	94.0	0.0	±0.2

5.2 Time weighting at 1 kHz

Time Weighting	Measured value (dB)	Deviated value (dB)	Acceptance limits (dB)
Fast	94.0	0.0	±0.1
Slow	94.0	0.0	±0.1
LAeq	94.0	0.0	±0.1

Function : 6. Long-Term Stability

Long-term stability over 30 minutes, with steady 1 kHz signal at reference level.

Time Period to Apply Signal (min)	Reference SPL (dB)	Record SPL at Conclusion of Time Period (dB)	Deviated value (dB)	Acceptance limits (dB)
30	94.0	94.0	0.0	±0.1

Function : 7. Level Linearity on the reference level range

7.1 Level Linearity on the reference level range, Upper

Anticipated Value (dB)	Measured value (dB)	Deviated value (dB)	Acceptance limits (dB)
94.0	94.0	0.0	±0.8
99.0	99.0	0.0	±0.8
104.0	104.0	0.0	±0.8
109.0	109.0	0.0	±0.8
114.0	114.0	0.0	±0.8
119.0	119.0	0.0	±0.8
124.0	124.0	0.0	±0.8
129.0	129.0	0.0	±0.8
134.0	134.0	0.0	±0.8
139.0	139.0	0.0	±0.8
140.0	140.0	0.0	±0.8

Certificate No.: CP20240287EA

Calibration Report

7.2 Level Linearity on the reference level range, Lower

Anticipated Value (dB)	Measured value (dB)	Deviated value (dB)	Acceptance limits (dB)
94.0	94.0	0.0	±0.8
89.0	89.0	0.0	±0.8
84.0	84.0	0.0	±0.8
79.0	79.0	0.0	±0.8
74.0	74.0	0.0	±0.8
69.0	69.0	0.0	±0.8
64.0	64.0	0.0	±0.8
59.0	59.0	0.0	±0.8
54.0	54.0	0.0	±0.8
49.0	49.0	0.0	±0.8
44.0	44.1	0.1	±0.8
39.0	39.4	0.4	±0.8

Function : 8. Tone burst response

Time Weighting	Tone burst duration, Tb (ms)	Measured value (dB)	Deviated value (dB)	Acceptance limits (dB)
Fast	200	136.0	0.0	±0.5
	2	118.9	-0.1	+1.0 ; -1.5
	0.25	109.8	-0.2	+1.0 ; -3.0
Slow	200	129.5	-0.1	±0.5
	2	109.9	-0.1	+1.0 ; -3.0
	0.25	101.0	0.0	+1.0 ; -3.0
LAE	200	130.0	0.0	±0.5
	2	110.1	0.1	+1.0 ; -1.5
	0.25	101.0	0.0	+1.0 ; -3.0

Function : 9. Peak C sound level

Number of cycles in test signal	Anticipated Value (dB)	Measured value (dB)	Deviated value (dB)	Acceptance limits (dB)
Complete cycle	135.4	134.8	-0.6	±2.0
Positive half cycle	134.4	134.0	-0.4	±1.0
Negative half cycle	134.4	134.0	-0.4	±1.0

Certificate No.: CP20240287EA

Calibration Report

Function : 10. Overload indication

Measured value (dB)		Deviated value (dB)	Acceptance limits (dB)
Positive one-half cycle	Negative one-half cycle		
144.3	144.2	-0.1	±1.5

Function : 11. High-Level Stability

High-level stability over 5 minutes, with steady 1 kHz signal, 1 dB below upper boundary.

Time Period to Apply Signal (min)	Reference SPL (dB)	Record SPL at Conclusion of Time Period (dB)	Deviated value (dB)	Acceptance limits (dB)
5	139.0	139.0	0.0	±0.1

Uncertainty of measurement

Function	Uncertainty (dB)	Maximum-permitted uncertainty of measurement (dB)
1) Indication at the calibration check frequency	0.30	Not applicable
2) Self-generated Noise	0.10	Not applicable
3) Acoustical signal tests of frequency weightings - Free-field sound pressure response level	0.30	0.60 (10Hz to 4kHz) 0.70 (>4kHz to 10kHz)
4) Electrical signal tests of frequency weightings	0.20	0.20
5) Frequency and time weighting at 1 kHz	0.20	0.20
6) Long-Term Stability	0.10	0.10
7) Level Linearity on the reference level range	0.30	0.30
8) Tone burst response	0.20	0.30
9) Peak C sound level	0.20	0.35
10) Overload indication	0.20	0.25
11) High-Level Stability	0.10	0.10

- Remarks:
1. Indication at the calibration check frequency can not measured because customer does not provide a sound calibrator.
 2. The acceptance limit is for the deviated value.
 3. Acceptance limits was IEC61672-3:2013 Class 1.
 4. The coverage factor $k = 2.00$

-- End of Report --

เอกสารไม่ควบคุม



**ELECTRICAL AND ELECTRONICS INSTITUTE
FOUNDATION FOR INDUSTRIAL DEVELOPMENT**

975 Moo 4, Bangpoo Industrial Estate, Soi 8, Sukhumvit Road km 37,

Phraek Sa, Mueang Samut Prakan, Samut Prakan 10280

Tel: +66 2709 4860 Fax: +66 2324 0917



Certificate No.: CP20240289EA
Operation No.: CP2024070252

Certificate of Calibration

Equipment: Sound Level Meter

Manufacturer: Larson Davis (Meter), PCB (Microphone), PCB (Preamplifier)

Model/Type: LxT1 (Meter), 377B02 (Microphone), PRMLxT1 (Preamplifier)

Serial No.: 0007310 (Meter), 345240 (Microphone), 077645 (Preamplifier)

ID No.: UAE.EFM.042/2566

Customer: United Analyst and Engineering Consultant Co.,Ltd.

Address: 81 Soi Udomsuk 41, Sukhumvit Road, Bangchak
Phrakhanong, Bangkok 10260

Received Date: 25 July 2024

Calibrated Date: 5 - 6 August 2024

Issued Date: 7 August 2024

Calibrated by: Ms. Juntaporn Kunhakom

Approved by: _____

(Mr. Sittichai Swaksuriyawong)
Group Manager

This report was prepared electronically using applicable electronic signature. Printing or copy of file are considered as a copy of the document.

The reported uncertainty of measurement was based on standard uncertainty multiplied by a coverage factor (k) providing a level of confidence of approximately 95%. This certificate may not be reproduced other than in full except with the prior written approval of the Electrical and Electronics Institute, Foundation for Industrial Development.

Certificate No.: CP20240289EA

Calibration Report

Equipment: Sound Level Meter
Manufacturer: Larson Davis (Meter), PCB (Microphone), PCB (Preamplifier)
Model/Type: LxT1 (Meter), 377B02 (Microphone), PRMLxT1 (Preamplifier)
Serial No.: 0007310 (Meter), 345240 (Microphone), 077645 (Preamplifier)
ID No.: UAE.EFM.042/2566
Ambient Temperature: (23 ± 2) °C
Relative Humidity: (50 ± 15) %
Pressure: (101.3 ± 1.5) kPa
Method of Calibration :-
IEC 61672-3:2013.

Condition of this result of calibration

1. Reference standards instrument :-

	Instrument	Model	Serial No.	Cert. No.	Due Date
1)	Standard microphone	4180	2787490	AA-1012-23	12 November 2024
2)	Arbitrary Function Generator	AFG2021	C010063	CK20240048EA	23 June 2025
3)	Programmable Attenuator	PA5	2755	EF-0040-23	1 October 2024
4)	6.5 Digit precision multimeter	8846A	9610014	CB20230200EA	15 November 2024
5)	Pressure humidity and Temperature Transmitter	PTU301	L3950483	CL1-P240023 CD20240142EA	24 March 2025 12 June 2025
6)	Pressure humidity and Temperature Transmitter	PTU301	L3950484	CL1-P240030 CD20240143EA	11 April 2025 12 June 2025
7)	Performance Audio Analyzer	U8903B	MY56510003	CB20240035EB CK20230072EA	13 February 2025 13 September 2024

2. This result of calibration was found accurate as shown on date and place of calibration only.

3. This certification is traceable to the international system of unit maintained at :-

Reference standards instrument for Acoustic function

- National Institute of Metrology (Thailand)

Reference standards instrument for Electrical function

- National Institute of Metrology (Thailand)

- Electrical and Electronics Institute; NSC Accredited Calibration No.0119

Result of Calibration:-

Function : 1. Indication at the calibration check frequency

Reference Acoustic Signal (dB)	Measured value (dB)	Deviation (dB)	Acceptance limits (dB)
-	-	-	-

Certificate No.: CP20240289EA

Calibration Report

Function : 2. Self-generated Noise

2.1 Microphone Installed

Measured value (dB)
30.3

2.2 Microphone replaced by the electrical input signal device

Frequency Weighting	Measured value (dB)
A-weighting	30.1
C-weighting	30.0
Z-weighting	35.7

Function : 3. Acoustical signal tests of frequency weightings (Without Windscreen)

Meter free-field acoustic response at a level of 84 dB.

Frequency (Hz)	Deviation from various Frequency Weighting Response Curve			
	C-Weighting (dB)	A-Weighting (dB)	Z-Weighting (dB)	Acceptance limits (dB)
125	0.3	0.2	0.3	±1.0
1000	0.2	0.2	0.2	±0.7
8000	-0.2	-0.1	-0.1	+1.5; -2.5

Function : 4. Electrical signal tests of frequency weightings

Weighting network response with relative to 1 kHz.

Frequency (Hz)	Deviation from various Frequency Weighting Response Curve			
	C-Weighting (dB)	A-Weighting (dB)	Z-Weighting (dB)	Acceptance limits (dB)
63	-0.1	0.1	0.0	±1.0
125	0.0	0.0	0.0	±1.0
250	0.0	0.0	0.0	±1.0
500	0.0	0.0	0.0	±1.0
1000	0.0	0.0	0.0	±0.7
2000	0.0	0.1	0.0	±1.0
4000	0.0	0.0	0.0	±1.0
8000	-0.1	0.0	0.0	+1.5; -2.5
16000	0.0	0.0	-0.1	+2.5; -16.0

Certificate No.: CP20240289EA

Calibration Report

Function : 5. Frequency and time weighting at 1 kHz

5.1 Frequency weighting at 1 kHz

Frequency Weighting	Measured value (dB)	Deviated value (dB)	Acceptance limits (dB)
C-weighting	94.0	0.0	±0.2
A-weighting	94.0	0.0	±0.2
Z-weighting	94.0	0.0	±0.2

5.2 Time weighting at 1 kHz

Time Weighting	Measured value (dB)	Deviated value (dB)	Acceptance limits (dB)
Fast	94.0	0.0	±0.1
Slow	94.0	0.0	±0.1
LAeq	94.0	0.0	±0.1

Function : 6. Long-Term Stability

Long-term stability over 30 minutes, with steady 1 kHz signal at reference level.

Time Period to Apply Signal (min)	Reference SPL (dB)	Record SPL at Conclusion of Time Period (dB)	Deviated value (dB)	Acceptance limits (dB)
30	94.0	94.0	0.0	±0.1

Function : 7. Level Linearity on the reference level range

7.1 Level Linearity on the reference level range, Upper

Anticipated Value (dB)	Measured value (dB)	Deviated value (dB)	Acceptance limits (dB)
94.0	94.0	0.0	±0.8
99.0	99.0	0.0	±0.8
104.0	104.0	0.0	±0.8
109.0	109.0	0.0	±0.8
114.0	114.0	0.0	±0.8
119.0	119.0	0.0	±0.8
124.0	124.0	0.0	±0.8
129.0	129.0	0.0	±0.8
134.0	134.0	0.0	±0.8
139.0	139.0	0.0	±0.8
140.0	140.0	0.0	±0.8
141.0	141.0	0.0	±0.8

Certificate No.: CP20240289EA

Calibration Report

7.2 Level Linearity on the reference level range, Lower

Anticipated Value (dB)	Measured value (dB)	Deviated value (dB)	Acceptance limits (dB)
94.0	94.0	0.0	±0.8
89.0	89.0	0.0	±0.8
84.0	84.0	0.0	±0.8
79.0	79.0	0.0	±0.8
74.0	74.0	0.0	±0.8
69.0	69.0	0.0	±0.8
64.0	64.0	0.0	±0.8
59.0	59.0	0.0	±0.8
54.0	54.0	0.0	±0.8
49.0	49.0	0.0	±0.8
44.0	44.1	0.1	±0.8
39.0	39.4	0.4	±0.8

Function : 8. Tone burst response

Time Weighting	Tone burst duration, Tb (ms)	Measured value (dB)	Deviated value (dB)	Acceptance limits (dB)
Fast	200	135.9	-0.1	±0.5
	2	118.8	-0.2	+1.0 ; -1.5
	0.25	109.8	-0.2	+1.0 ; -3.0
Slow	200	129.5	-0.1	±0.5
	2	109.9	-0.1	+1.0 ; -3.0
	0.25	100.9	-0.1	+1.0 ; -3.0
LAE	200	130.0	0.0	±0.5
	2	110.0	0.0	+1.0 ; -1.5
	0.25	100.9	-0.1	+1.0 ; -3.0

Function : 9. Peak C sound level

Number of cycles in test signal	Anticipated Value (dB)	Measured value (dB)	Deviated value (dB)	Acceptance limits (dB)
Complete cycle	135.4	134.8	-0.6	±2.0
Positive half cycle	134.4	134.0	-0.4	±1.0
Negative half cycle	134.4	134.0	-0.4	±1.0

Certificate No.: CP20240289EA

Calibration Report

Function : 10. Overload indication

Measured value (dB)		Deviated value (dB)	Acceptance limits (dB)
Positive one-half cycle	Negative one-half cycle		
144.3	144.2	-0.1	±1.5

Function : 11. High-Level Stability

High-level stability over 5 minutes, with steady 1 kHz signal, 1 dB below upper boundary.

Time Period to Apply Signal (min)	Reference SPL (dB)	Record SPL at Conclusion of Time Period (dB)	Deviated value (dB)	Acceptance limits (dB)
5	139.0	139.0	0.0	±0.1

Uncertainty of measurement

Function	Uncertainty (dB)	Maximum-permitted uncertainty of measurement (dB)
1) Indication at the calibration check frequency	0.30	Not applicable
2) Self-generated Noise	0.10	Not applicable
3) Acoustical signal tests of frequency weightings - Free-field sound pressure response level	0.30	0.60 (10Hz to 4kHz) 0.70 (>4kHz to 10kHz)
4) Electrical signal tests of frequency weightings	0.20	0.20
5) Frequency and time weighting at 1 kHz	0.20	0.20
6) Long-Term Stability	0.10	0.10
7) Level Linearity on the reference level range	0.30	0.30
8) Tone burst response	0.20	0.30
9) Peak C sound level	0.20	0.35
10) Overload indication	0.20	0.25
11) High-Level Stability	0.10	0.10

- Remarks:
1. Indication at the calibration check frequency can not measured because customer does not provide a sound calibrator.
 2. The acceptance limit is for the deviated value.
 3. Acceptance limits was IEC61672-3:2013 Class 1.
 4. The coverage factor $k = 2.00$

-- End of Report --

เอกสารไม่ควบคุม



TECHNOLOGY PROMOTION ASSOCIATION (THAILAND-JAPAN)
CORPORATE SERVICES 3: EQUIPMENT CALIBRATION AND TESTING SERVICES
534/4 PATTANAKARN ROAD SOI 18, SUANLUANG, SUANLUANG BANGKOK 10250
TEL. 0-2717-3000-29 FAX. 0-2719-9484



Cert.No.: 24CH240
Page.: 1 of 3

Certificate of Calibration

Equipment : pH Meter
Manufacturer : Horiba
Model : LAQUA-PH210
Serial No. : HA1M0036
ID No. : UAE.EFM.012/2565(EFM.pH.02/65)
Condition As-Received: Used Item
Received Date : 19 February 2024
Calibration Date : 20 February 2024
Reference : 2402-0594WSC-4
Submitted by : United Analyst and Engineering Consultant Co.,Ltd.
3 Soi Udomsuk 41, Sukhumvit Road, Bangchak,
Phrakhanong, Bangkok 10260
Ambient Temperature : (25 ± 2.5) °C
Relative Humidity : (50 ± 15) %
Calibration Procedure : In - house method :
- CP-CH5 by direct measurement with
DC Voltage Standard and direct measurement
with certified reference material (CRM)
- CP-CH8 by comparison with temperature standard

Calibrated by : Walalak Sirithean

Approved by :


Approved Signatory

() Pornthippa Tameyakul
() Unnopphol Harachai
(✓) Saithip Meangmai

Issue Date : 22 February 2024

The Uncertainties are for a confidence probability of approximately 95%

This certificate may not be reproduced other than in full, except with the prior written
Approval of the head of Corporate Services 3 : Equipment Calibration and Testing Services.

เอกสารไม่ควบคุม

A 0063842



Cert.No.: 24CH240

Page.: 2 of 3

Condition of this calibration result

1. Reference Standard Instrument

<u>Instrument</u>	<u>Serial No.</u>	<u>ID No.</u>	<u>Cert. No.</u>	<u>Due Date</u>
1) Document Process Calibrator	54030049	130RC116	23E2802	27 Aug 2024
2) Ref. Standard Thermometer	4982054	110RC044	23I908	26 July 2024

This certification is traceable to the International System of Unit maintained through:-

- Technology Promotion Association (Thailand-Japan)

2. Certified Reference Materials : The measurement results are traceable to SI through CPA chem Ltd.,
ANSI-ASQ National Accreditation Board, Accredited No. AR-1835

<u>Buffer Solution</u>	<u>Manufacturer</u>	<u>Lot No.</u>	<u>Exp. date</u>
pH 4.008	CPA chem	940102	27 Nov 2025
pH 6.986	CPA chem	940104	02 Nov 2024
pH 9.997	CPA chem	940106	02 Nov 2024

3. This certificate is valid only to the item calibrated on date and place of calibration.

Calibration Results

Function : mV Measurement

Performing standard curve by Document Process Calibrator at pH (4,7)(7,10)

Unit Under Calibration	Nominal Value	Standard Voltage Input	Actual Reading		Uncertainty of Measurement (±mV)	Coverage factor k
	pH	mV	mV	pH		
pH Meter S/N.: HA1M0036	4.00	177.48	177.5	4.01	0.058	2.00
	7.00	0.00	0.0	7.00	0.058	2.00
	7.00	0.00	0.0	7.00	0.058	2.00
	10.00	-177.48	-177.4	10.01	0.058	2.00

เอกสารไม่ควบคุม

a 1203290



Cert.No.: 24CH240

Page.: 3 of 3

Calibration Results

Function : pH Measurement

Performing three buffers standard curve by using buffer nominal pH (4,7)(7,10)

Unit Under Calibration	Standard pH Buffer Solution	Actual pH Reading	Actual mV Reading (mV)	Uncertainty of pH Measurement (\pm)	Coverage factor k
pH Electrode S/N.: Q92M0181	4.008	4.01	177.8	0.0071	2.00
	6.986	6.99	2.5	0.0099	2.00
	6.986	6.99	1.8	0.0099	2.00
	9.997	10.00	-169.3	0.0095	2.00

Function : Temperature Measurement

(*) Without adjustment

This equipment was connected with Temperature Probe;

- Model : 9625-10D
- Serial No. : Q92M0181

Dimension of probe

- Length : 107 mm.
- Diameter : 16 mm.
- Immersion Depth : 100 mm.

Calibration Point (°C)	Standard Temperature (°C)	UUC* Reading (°C)	Error (°C)	Uncertainty of measurement (\pm °C)	Coverage factor k
25.0	25.000	25.0	0.000	0.13	2.00
30.0	30.000	30.0	0.000	0.13	2.00
35.0	34.999	35.0	0.001	0.13	2.00

Remark - UUC* = Unit Under Calibrator

The reported uncertainty of measurement was based on a standard uncertainty multiplied by a coverage factor k , providing a level of confidence of approximately 95 %.

-o0o-

เอกสารไม่ควบคุม

a 1203289



TECHNOLOGY PROMOTION ASSOCIATION (THAILAND-JAPAN)
CORPORATE SERVICES 3 : EQUIPMENT CALIBRATION AND TESTING SERVICES

534/4 PATTANAKARN ROAD SOI 18, SUANLUANG, SUANLUANG BANGKOK 10250

TEL. 0-2717-3000 FAX. 0-2719-9484

Cert.No.: 24TW37

Page.: 1 of 2

Certificate of Testing

Equipment :	DO Meter
Manufacturer :	Horiba
Model :	LAQUA-DO210
Serial No. :	HE1L0034
ID No. :	UAE.EFM.018/2565(EFM.DO.02/65)
Received Date :	19 February 2024
Test Date :	20 February 2024
Reference :	2402-0592WSC-7
Submitted by :	United Analyst and Engineering Consultant Co.,Ltd. 3 Soi Udomsuk 41, Sukhumvit Road, Bangchak, Phrakhanong, Bangkok 10260
Laboratory Condition :	Temperature (25 ± 5) °C Humidity (50 ± 20) %
Test Procedure :	In - house method : CP-CH9 by Comparison Technique with Azide Modification Method
Tested by :	Walalak Sirithean
Approved by :	 Approved Signatory
() Pornthippa Tameyakul	
() Unnopphol Harachai	
(✓) Saitthip Meangmai	
Issue Date :	22 February 2024

เอกสารไม่ควบคุม

B 0335183



Cert.No.: 24TW37

Page.: 2 of 2

Condition of this result of calibration

1. Reference Standard Instruments :

This certification is traceable to the International System of Unit through the reference standards laboratory of Industrial Calibration Center, Technology Promotion Association (Thailand-Japan).

<u>Instruments</u>	<u>Serial No.</u>	<u>ID No.</u>	<u>Certificate No.</u>	<u>Due Date</u>
1. Burette	-	130BU10	23CG1172	22 Mar 2025
2. Balance	14233821	110RC001	23MM405	16 July 2024

2. Standard Material :-

<u>Material</u>	<u>Manufacturer</u>	<u>Lot.No.</u>	<u>Assay</u>
Sodium Thiosulfate pentahydrate	Merck	AM1763316	100.2%

Result : Dissolved Oxygen Meter Adjustment With Air 100 %

Dissolved Oxygen Probe No.: 9K1K0075

Titration Method (Azide Modification Method) (mg/L)	DO Meter Reading (mg/L)	Standard Deviation (mg/L)
8.20	8.20	0.0055

This report was certified only for the instrument we tested. It is allowable to use for study
Intend to use for advertising and referral purpose is prohibited. This report may not be reproduced
other in full, without written approval of the laboratory

-o0o-

เอกสารไม่ควบคุม
Santhip

a 1203167



TECHNOLOGY PROMOTION ASSOCIATION (THAILAND-JAPAN)
CORPORATE SERVICES 3: EQUIPMENT CALIBRATION AND TESTING SERVICES
534/4 PATTANAKARN ROAD SOI 18, SUANLUANG, SUANLUANG BANGKOK 10250
TEL. 0-2717-3000-29 FAX. 0-2719-9484



Cert. No.: 24LM21

Page.: 1 of 2

Certificate of Calibration

Equipment : DO Meter with sensor
Manufacturer : Horiba
Model : LAQUA-DO210
Serial No. : HE1L0034
ID No. : UAE.EFM.018/2565(EFM.DO.02/65)
Submitted by : United Analyst and Engineering Consultant Co.,Ltd.
3 Soi Udomsuk 41, Sukhumvit Road,
Bangchak, Phrakhanong,
Bangkok 10260
Location : TPA On Site Calibration Laboratory
Received Order : 19 February 2024
Calibrated Date : 21 February 2024
Ambient Temperature : (26 ± 10) °C
Relative Humidity : (50 ± 30) %
AC Line Voltage : (220 ± 22) V
Calibrated by : Warakorn Lemgagtrakul

Approved by :

Approved Signatory

() Pornthippa Tameyakul
() Unnophol Harachai
(✓) Suwit Imjai

Issue Date : 23 February 2024

The Uncertainties are for a confidence probability of approximately 95%

This certificate may not be reproduced other than in full, except with the prior written
Approval of the head of Corporate Services 3 : Equipment Calibration and Testing Services.

เอกสารไม่ควบคุม

A 0063878



Equipment : DO Meter with sensor
Condition As-Received : Used Item
Reference : 2402-0592WSC-8

Cert. No.: 24LM21
Page.: 2 of 2

Procedure Used :-

Calibration were conducted using in-house calibration procedure CP-OT01 according to comparison with Industrial Platinum Resistance Thermometer (IPRT) into Temperature Bath.

The temperature scale used was based on ITS-90.

Condition of this result of calibration

1. Reference standard instrument:-

<u>Instrument</u>	<u>Serial No.</u>	<u>Cert. No.</u>	<u>Traceable</u>	<u>Due Date</u>
1) Digital Thermometer	2188080	231216	TPA	11 Oct 2024

2. This certificate is valid only to the item calibrated on date and place of calibration.

3. This certification is traceable to the International System of Unit.

Remark : TPA : Technology Promotion Association (Thailand - Japan)

Result of Calibration :- (*) Without Adjustment

Function : Temperature measurement.

This instrument was connected with temperature sensor, S/N.: 9K1K0075

<u>Calibration Point</u> (°C)	<u>Immersion Depth</u> (mm)	<u>Standard Temperature</u> (°C)	<u>UUC* Reading</u> (°C)	<u>Error</u> (°C)	<u>Uncertainty</u> (± °C)	<u>Coverage Factor</u> <i>k</i>
25.0	90	25.005	25.0	-0.005	0.16	2.00
30.0	90	30.000	30.0	0.000	0.16	2.00
35.0	90	35.001	35.0	-0.001	0.16	2.00

UUC* : Unit Under Calibration

The reported uncertainty of measurement was based on a standard uncertainty multiplied by a coverage factor *k*, providing a level of confidence of approximately 95 %.

-o0o-

เอกสารไม่ควบคุม



TECHNOLOGY PROMOTION ASSOCIATION (THAILAND-JAPAN)
CORPORATE SERVICES 3: EQUIPMENT CALIBRATION AND TESTING SERVICES
534/4 PATTANAKARN ROAD SOI 18, SUANLUANG, SUANLUANG BANGKOK 10250
TEL. 0-2717-3000-29 FAX. 0-2719-9484



Cert.No.: 24CH233

Page.: 1 of 3

Certificate of Calibration

Equipment : Conductivity Meter
Manufacturer : Horiba
Model : LAQUA-EC210
Serial No. : HC9L0014
ID No. : UAE.EFM.007/2563(EFM.SCT.01/63)
Condition As-Received: Used Item
Received Date : 19 February 2024
Calibration Date : 20 February 2024
Reference : 2402-0591WSC-1
Submitted by : United Analyst and Engineering Consultant Co.,Ltd.
3 Soi Udomsuk 41, Sukhumvit Road,
Bangchak, Phrakhanong, Bangkok 10260
Ambient Temperature : $(25 \pm 2.5) ^\circ\text{C}$
Relative Humidity : $(50 \pm 15) \%$
Calibration Procedure: In-house method :
- CP-CH6 : based on direct measurement with
certified reference material (CRM)
- CP-CH8 by comparison with Temperature standard

Calibrated by : Warakorn Lerngagtrakul

Approved by :

Saithip

Approved Signatory

- () Pornthippa Tameyakul
() Unnopphol Harachai
(✓) Saithip Meangmai

Issue Date : 21 February 2024

The Uncertainties are for a confidence probability of approximately 95%

This certificate may not be reproduced other than in full, except with the prior written
Approval of the head of Corporate Services 3 : Equipment Calibration and Testing Services.

เอกสารไม่ควบคุม

A 0063002



Cert.No.: 24CH233

Page.: 2 of 3

Condition of this result of calibration

1. Reference Standard Instrument :-

<u>Instrument</u>	<u>Serial No.</u>	<u>ID No.</u>	<u>Certificate No.</u>	<u>Due date</u>
1) Thermometer	1963878	130RC095	2311051	05 Sep 2024
2) Ref. Std.Thermometer	4982054	110RC044	231908	26 July 2024

- This Certification is traceable to SI Through Technology Promotion Association (Thailand - Japan)

2. Certified Reference Materials :-

- Conductivity calibration solution, CPA chem Ltd., The measurement results are traceable to SI through CPA chem Ltd., ANSI-ASQ National Accreditation Board, Accredited No. AR-1835

<u>Conductivity Solution</u>	<u>Manufacturer</u>	<u>Lot No.</u>	<u>Exp. date</u>
1413.0 $\mu\text{S/cm}$	CPA Chem	936624	19 Oct 2024
12.880 mS/cm	CPA Chem	931956	30 Sep 2024

- Control Conductivity calibration solution temperature by Water bath (25 ± 0.1) $^{\circ}\text{C}$

3. This certificate is valid only to the item calibrated on date and place of calibration.

Calibration results

Function : Conductivity Measurement

After Adjustment at 1413.0 $\mu\text{S/cm}$

Conductivity Electrode Serial No.: 9B9F0064

Standard Conductivity Solution	Before Adjustment UUC* Reading	After Adjustment UUC* Reading	Uncertainty of Measurement (\pm)	Coverage factor k
1413.0 $\mu\text{S/cm}$	1620 $\mu\text{S/cm}$	1413 $\mu\text{S/cm}$	9.2 $\mu\text{S/cm}$	2.00
12.880 mS/cm	14.19 mS/cm	12.46 mS/cm	0.086 mS/cm	2.00

Remark : - UUC* = Unit Under Calibration

เอกสารไม่ควบคุม

a 1203085



Cert.No.: 24CH233

Page.: 3 of 3

Calibration Results

Function : Temperature Measurement

This equipment was connected with Temperature Probe;

- Model : 9383

- Serial No. : 9B9F0064

Dimension of probe;

- Length : 110 mm

- Diameter : 16 mm

- Immersion Depth : 100 mm

Calibration Result : Without adjustment

Calibration Point (°C)	Standard Temperature (°C)	UUC* Reading (°C)	Error (°C)	Uncertainty of Measurement (± °C)	Coverage factor <i>k</i>
25.0	25.002	25.0	-0.002	0.13	2.00
30.0	30.004	30.0	-0.004	0.13	2.00
35.0	35.002	35.0	-0.002	0.13	2.00

Remark : - UUC* = Unit Under Calibration

The reported uncertainty of measurement was based on a standard uncertainty multiplied by a coverage factor *k*, providing a level of confidence of approximately 95 %.

-o0o-

เอกสารไม่ควบคุม

a 1203084